

# Environmental Product Declaration



THE INTERNATIONAL EPD® SYSTEM



In accordance with ISO 14025:2006 and EN 15804:2012+A2:2019/AC:2021 for:

## *G30HA – Rubber (G30HAR)*

from

**Newfloor s.r.l.**



Programme:	The International EPD® System, <a href="http://www.environdec.com">www.environdec.com</a>
Programme operator:	EPD International AB
EPD registration number:	EPD-IES-0002921
Publication date:	2024-12-20
Valid until:	2029-12-19

*An EPD should provide current information and may be updated if conditions change. The stated validity is therefore subject to the continued registration and publication at [www.environdec.com](http://www.environdec.com)*



## General information

### Programme information

<b>Programme:</b>	The International EPD® System
<b>Address:</b>	EPD International AB Box 210 60 SE-100 31 Stockholm Sweden
<b>Website:</b>	<a href="http://www.environdec.com">www.environdec.com</a>
<b>E-mail:</b>	<a href="mailto:info@environdec.com">info@environdec.com</a>

### Accountabilities for PCR, LCA and independent, third-party verification

#### Product Category Rules (PCR)

CEN standard EN 15804 serves as the Core Product Category Rules (PCR)

Product Category Rules (PCR): < CONSTRUCTION PRODUCTS, 2019:14, version 1.3.4 and UN CPC 37530)>

PCR review was conducted by: The Technical Committee of the International EPD System. See [www.environdec.com](http://www.environdec.com) for a list of members. Review chair: Claudia A. Peña, University of Concepción, Chile. The review panel may be contacted via the Secretariat [www.environdec.com/contact](http://www.environdec.com/contact)." via [info@environdec.com](mailto:info@environdec.com)

#### Life Cycle Assessment (LCA)

LCA accountability: < Ma.P.P.In.GLCA,Quota Sette SRL>

#### Third-party verification

Independent third-party verification of the declaration and data, according to ISO 14025:2006, via:

EPD verification by individual verifier

Third-party verifier: *Paolo Simon Ostan, Environmental Engineer*

Approved by: The International EPD® System

Procedure for follow-up of data during EPD validity involves third party verifier:

Yes       No

The EPD owner has the sole ownership, liability, and responsibility for the EPD.

EPDs within the same product category but registered in different EPD programmes, or not compliant with EN 15804, may not be comparable. For two EPDs to be comparable, they must be based on the same PCR (including the same version number) or be based on fully-aligned PCRs or versions of PCRs; cover products with identical functions, technical performances and use (e.g. identical declared/functional units); have equivalent system boundaries and descriptions of data; apply equivalent data quality requirements, methods of data collection, and allocation methods; apply

identical cut-off rules and impact assessment methods (including the same version of characterisation factors); have equivalent content declarations; and be valid at the time of comparison. For further information about comparability, see EN 15804 and ISO 14025.

## Product information

Owner of the EPD: Newfloor s.r.l., Via Della Tecnica 10, Codevigo (PD)  
Contact: info@newfloor.net

Name and location of production site: Newfloor s.r.l. – Via della Tecnica n.10, 35020 Codevigo (Padova) - Italy

Newfloor s.r.l. is a dynamic, family-owned Italian company specializing in the production of high-quality, customizable raised flooring systems. Founded in 1986, Newfloor has grown into a global presence in the raised flooring sector, headquartered in Codevigo in Italy's Veneto Region. From the beginning, Newfloor has been rooted in Italy's renowned tradition of craftsmanship, combining Italian design expertise with advanced technology to create flooring solutions that are both functional and visually distinctive.

A cornerstone of Newfloor's approach is its commitment to research and development. The company continually invests in innovative production techniques to stay ahead in the market and offer cutting-edge solutions. Newfloor's raised access flooring systems are tailored for a variety of applications, including commercial, industrial, and architectural spaces, and are widely known for their flexibility, durability, and style.

Newfloor products range from traditional and standard raised flooring to highly specialized flooring systems with integrated heating, cooling, or soundproofing features. Clients can choose from a wide array of materials, finishes, and customizations, including glass, wood, ceramics, and stone, to create unique environments that reflect the latest trends in design and architecture.

Working closely with architects, engineers, and designers, Newfloor's team collaborates on projects worldwide to deliver solutions that meet specific functional and aesthetic requirements. Each flooring project is crafted with attention to quality and design, meeting the demands of high-traffic areas while offering the elegance and adaptability clients expect. The company also follows rigorous quality standards throughout the production process.

Through its dedication to quality, innovation, and client satisfaction, Newfloor has become a trusted name in the industry, known for transforming spaces with elevated, refined, and resilient flooring solutions.

Product-related or management system-related certifications: ISO 9001, LEED Certification, 100% Made in Italy / System -IT01 Certification.

Product name: G30HAR

Product description: Core 30 mm of calcium sulphate reinforced with cellulosic organic fibers, high density (Kg/m<sup>3</sup> 1500), class "0" fire reaction according to International standard. Perimetral edge 0,5 mm thk no creak self extinguishing plastic PVC band. Rubber on top. Bottom covering aluminium foil 0,05 mm with no scratch and no rip surface.

UN CPC code: 37530 - Articles of plaster or of compositions based on plaster.

Other codes for product classification: HS code 68 09 90 00

Geographical scope: the modules A1-A3 refer to EU27 (mainly Italy)

Module C has been modelled considering the Italian waste scenario, as more than the 99% of 2023 production has been sold in Italy.

### LCA information

Declared unit: 1 m<sup>2</sup> of product and its packaging, sold in panels of 60x60x3cm (top covering excluded) and weight 53,93 kg/m<sup>2</sup>

Time representativeness: The data used to carry out the LCI analysis were collected in the year 2024 and refer to a 12-month period that corresponds to the year 2023.

Database(s) and LCA software used: Ecoinvent 3.9.1 and Industry Data 2.0; SimaPro v 9.6.0.1

Description of system boundaries: Cradle to gate with modules C1–C4 and module D (A1–A3 + C + D).

The product stage (A1-A3) includes:

- A1 - Raw material extraction and processing, production of semi-finished products, production of maintenance materials, electricity generation and production of fuels, steam and other energy carriers used in upstream processes and manufacturing.
- A2 - Transport of raw materials to the manufacturer
- A3 - Manufacturing: production of packaging for distribution and its transport, emissions, process waste production and processing.

The deconstruction stage (C1-C4) includes:

- C1 -The panel is designed to be assembled and disassembled manually and therefore does not have attributable impacts.
- C2 -Transport of the disassembled panel to the collection center
- C3 - End-of-life product treatment process with material recycling
- C4 - Residues from the treatment process sent to landfill

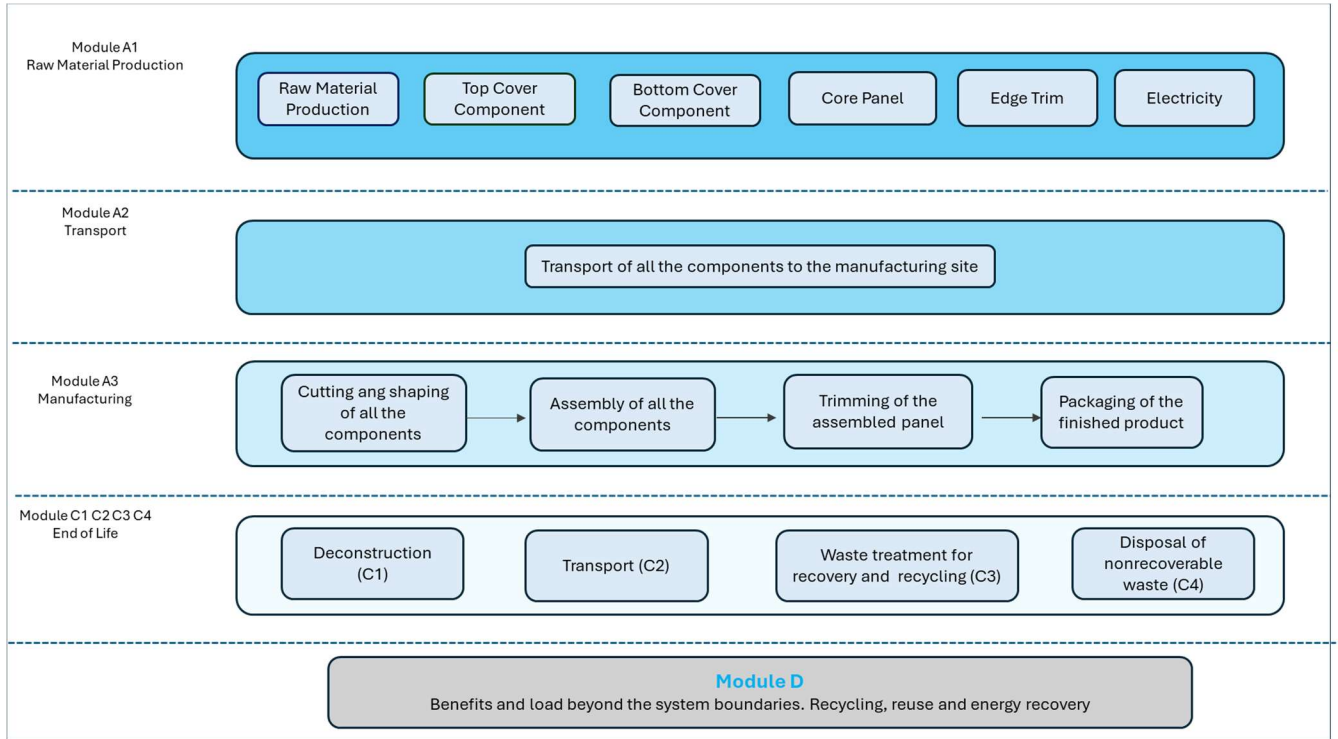
Avoided impacts (D): the product and its components are considered to be recovered as fillers, the worst case scenario, and the avoided impacts are those of recovered backfilling (grinded gravel).

The disposal scenario (Modules C3-C4) was made assuming 80% material recycling and 20% landfill disposal, on the basis of the data reported by the national authorities in charge of. The distance between the deconstruction and the collection site is estimated in ca 40km.

The following processes are not included: manufacture of production equipment, buildings and other capital goods, staff business trips, office heating, round trips of staff and research and development activities.

Fundamental processes that are not listed may also be included. In the present study, the production of at least 95% of the total weight of the declared product, including packaging, is considered.

**System diagram:**



**More information:** <https://www.newfloor.net/en>

Name and contact information of LCA practitioner: Ma.P.P.In.GLCA Team, Quota Sette SRL

Contact: [info@mappinglca.com](mailto:info@mappinglca.com)

Modules declared, geographical scope, share of specific data (in GWP-GHG results) and data variation (in GWP-GHG results):

	Product stage			Construction process stage		Use stage							End of life stage				Resource recovery stage
	Raw material supply	Transport	Manufacturing	Transport	Construction installation	Use	Maintenance	Repair	Replacement	Refurbishment	Operational energy use	Operational water use	De-construction demolition	Transport	Waste processing	Disposal	Reuse-Recovery-Recycling-potential
Module	A1	A2	A3	A4	A5	B1	B2	B3	B4	B5	B6	B7	C1	C2	C3	C4	D
Modules declared	X	X	X	ND	ND	ND	ND	ND	ND	ND	ND	ND	X	X	X	X	X
Geography	EU27	EU27	IT	X	X	X	X	X	X	X	X	X	IT	IT	IT	IT	GLO
Specific data used	17%			-	-	-	-	-	-	-	-	-	-	-	-	-	-
Variation – products	n/a			-	-	-	-	-	-	-	-	-	-	-	-	-	-
Variation – sites	n/a			-	-	-	-	-	-	-	-	-	-	-	-	-	-

### More information

Electricity data sources in the manufacturing process in A3: "Electricity, medium voltage {IT}| electricity, medium voltage, residual mix" in Ecoinvent 3.9.1

Climate Impact of the specific mix used: 0,619 Kg CO2 eq /kWh

## Content information

Product components	Weight, kg	Post-consumer recycled material, weight% of product	Biogenic material, weight-% of product	Biogenic material, kg C/product
Core panel (calcium sulphate with cellulose fiber)	48,3	7%	4%	1,9
Edge trim (PVC plastic band)	0,33	0%	0%	0,0
Bottom covering (aluminium foil)	0,11	0%	0%	0,0
Top covering (rubber)	4,81	0%	0%	0,0
Resins	0,38	0%	0%	0,0
TOTAL	53,93	7%	4%	1,9
Packaging materials	Weight, kg		Weight-% (versus the product)	Weight biogenic carbon, kg C/kg
Paper box	0,35		<5%	
Wood Pallet	0,50		<5%	
TOTAL	0,85			

The declared products do not contain substances listed in the “Candidate List of Substances of Very High Concern (SVHC) for authorisation” exceeding 0.1% of the weight of product.

## Results of the environmental performance indicators

Mandatory impact category indicators (according to EN 15804+A2 EF 3.1, February 2023.)

Results per functional or declared unit							
Indicator	Unit	A1-A3	C1	C2	C3	C4	D
(GWP-total)	kg CO <sub>2</sub> eq.	2,12E+01	0,00E+00	4,14E-01	0,00E+00	7,79E+00	-4,27E-01
(GWP-fossil)	kg CO <sub>2</sub> eq.	2,89E+01	0,00E+00	4,13E-01	0,00E+00	6,97E-02	-4,26E-01
(GWP-biogenic)	kg CO <sub>2</sub> eq.	-7,69E+00	0,00E+00	1,32E-04	0,00E+00	7,73E+00	-2,51E-04
(GWP-luluc)	kg CO <sub>2</sub> eq.	1,87E-02	0,00E+00	2,02E-04	0,00E+00	4,21E-05	-5,38E-04
ODP	kg CFC 11 eq.	6,23E-07	0,00E+00	9,05E-09	0,00E+00	2,02E-09	-4,13E-04
AP	mol H <sup>+</sup> eq.	1,25E-02	0,00E+00	1,71E-03	0,00E+00	5,25E-04	-3,90E-09
EP-freshwater	kg P eq.	4,48E-04	0,00E+00	2,91E-05	0,00E+00	5,80E-06	-2,65E-03
EP-marine	kg N eq.	3,44E-03	0,00E+00	6,53E-04	0,00E+00	2,01E-04	-1,39E-04
EP-terrestrial	mol N eq.	3,65E-02	0,00E+00	6,97E-03	0,00E+00	2,16E-03	-6,29E-04
POCP	kg NMVOC eq.	1,79E-02	0,00E+00	2,51E-03	0,00E+00	7,52E-04	-7,57E-03
ADP-minerals&metals*	kg Sb eq.	8,80E-06	0,00E+00	1,34E-06	0,00E+00	9,67E-08	-2,12E-03
ADP-fossil*	MJ	5,88E+01	0,00E+00	5,90E+00	0,00E+00	1,74E+00	-2,26E-06
WDP*	m <sup>3</sup>	6,58E-01	0,00E+00	2,40E-02	0,00E+00	7,67E-02	-5,14E+00
Acronyms	GWP-fossil = Global Warming Potential fossil fuels; GWP-biogenic = Global Warming Potential biogenic; GWP-luluc = Global Warming Potential land use and land use change; ODP = Depletion potential of the stratospheric ozone layer; AP = Acidification potential, Accumulated Exceedance; EP-freshwater = Eutrophication potential, fraction of nutrients reaching freshwater end compartment; EP-marine = Eutrophication potential, fraction of nutrients reaching marine end compartment; EP-terrestrial = Eutrophication potential, Accumulated Exceedance; POCP = Formation potential of tropospheric ozone; ADP-minerals&metals = Abiotic depletion potential for non-fossil resources; ADP-fossil = Abiotic depletion for fossil resources potential; WDP = Water (user) deprivation potential, deprivation-weighted water consumption						

**\* Disclaimers:**

The results of this environmental impact indicator shall be used with care as the uncertainties of these results are high or as there is limited experience with the indicator.

The estimated impact results are only relative statements, which do not indicate the endpoints of the impact categories, exceeding threshold values, safety margins and/or risks.

It is discouraging the use of the results of modules A1-A3 (A1-A5 for services) without considering the results of module C.

### Additional mandatory and voluntary impact category indicators

Results per functional or declared unit							
Indicator	Unit	A1-A3	C1	C2	C3	C4	D
<u>GWP-GHG[1]</u>	kg CO <sub>2</sub> eq.	4,07E+00	0,00E+00	4,14E-01	0,00E+00	6,97E-02	-4,27E-01
Additional voluntary indicators e.g. the voluntary indicators from EN 15804 or the global indicators according to ISO 21930:2017							

<sup>1</sup> This indicator accounts for all greenhouse gases except biogenic carbon dioxide uptake and emissions and biogenic carbon stored in the product. As such, the indicator is identical to GWP-total except that the CF for biogenic CO<sub>2</sub> is set to zero.

## Resource use indicators

Results per functional or declared unit							
Indicator	Unit	A1-A3	C1	C2	C3	C4	D
PERE	MJ	9,76E+01	0,00E+00	9,15E-02	-7,96E+01	1,47E-02	-4,34E-01
PERM	MJ	1,56E+01	0,00E+00	0,00E+00	-1,47E+01	0,00E+00	0,00E+00
PERT	MJ	1,13E+02	0,00E+00	9,15E-02	-9,41E+01	1,47E-02	-4,34E-01
PENRE	MJ	4,24E+02	0,00E+00	6,27E+00	-2,90E+02	1,85E+00	-5,47E+00
PENRM	MJ	1,11E+02	0,00E+00	0,00E+00	-8,88E+01	0,00E+00	0,00E+00
PENRT	MJ	5,35E+02	0,00E+00	6,27E+00	-3,79E+02	1,85E+00	-5,47E+00
SM	kg	3,94E+00	0,00E+00	0,00E+00	0,00E+00	0,00E+00	0,00E+00
RSF	MJ	0,00E+00	0,00E+00	0,00E+00	0,00E+00	0,00E+00	0,00E+00
NRSF	MJ	0,00E+00	0,00E+00	0,00E+00	0,00E+00	0,00E+00	0,00E+00
FW	m <sup>3</sup>	1,31E-01	0,00E+00	8,40E-04	0,00E+00	1,84E-03	-1,53E-02
Acronyms	PERE = Use of renewable primary energy excluding renewable primary energy resources used as raw materials; PERM = Use of renewable primary energy resources used as raw materials; PERT = Total use of renewable primary energy resources; PENRE = Use of non-renewable primary energy excluding non-renewable primary energy resources used as raw materials; PENRM = Use of non-renewable primary energy resources used as raw materials; PENRT = Total use of non-renewable primary energy re-sources; SM = Use of secondary material; RSF = Use of renewable secondary fuels; NRSF = Use of non-renewable secondary fuels; FW = Use of net fresh water						

The energy used as raw material is declared as an input to the module where it enters the product system, and as an output from the product system if it exits the product system as useful energy. Energy content that is wasted in a landfill remains as part of the indicator for energy used for raw materials. (as per Option C, Annex 3, PCR 2019:14 VERSION 1.3.4)

## Waste indicators

Results per functional or declared unit							
Indicator	Unit	A1-A3	C1	C2	C3	C4	D
Hazardous waste disposed	kg	5,51E-04	0,00E+00	3,75E-05	0,00E+00	9,20E-06	-1,99E-05
Non-hazardous waste disposed	kg	4,07E+00	0,00E+00	2,88E-01	0,00E+00	1,15E+01	-9,15E-02
Radioactive waste disposed	kg	2,48E-04	0,00E+00	1,92E-06	0,00E+00	2,56E-07	-9,11E-06

## Output flow indicators

Results per functional or declared unit							
Indicator	Unit	A1-A3	C1	C2	C3	C4	D
Components for re-use	kg	0,00E+00	0,00E+00	0,00E+00	0,00E+00	0,00E+00	0,00E+00
Material for recycling	kg	1,37E+00	0,00E+00	0,00E+00	0,00E+00	4,67E+01	0,00E+00
Materials for energy recovery	kg	0,00E+00	0,00E+00	0,00E+00	0,00E+00	0,00E+00	0,00E+00
Exported energy, electricity	MJ	0,00E+00	0,00E+00	0,00E+00	0,00E+00	0,00E+00	0,00E+00
Exported energy, thermal	MJ	0,00E+00	0,00E+00	0,00E+00	0,00E+00	0,00E+00	0,00E+00

## Additional environmental information

### Packaging Solutions

To enhance recyclability, Newfloor has adopted the use of cardboard caps and paper adhesive tape. This choice not only creates uniformity in materials but also simplifies the disposal process. The entire packaging can be classified under CER 150101 (paper and cardboard), facilitating more efficient recycling and disposal.

### Wooden Pallets

The company's wooden pallets are classified as CER 150103 (wooden packaging), ensuring that they are handled appropriately at the end of their life cycle.

### Raised Access Floor Panels

The disposal of raised access floor panels is more complex due to their composite nature. These panels are categorized as CER 170904 (mixed waste from construction and demolition). Newfloor provides clear guidance on managing this waste: it can be collected in designated containers on-site or stacked in specific areas for later removal by trained personnel, ensuring compliance with regulations at authorized disposal facilities.

### Storage Conditions

Proper storage is crucial for maintaining product quality. Materials should be kept in a dry, covered environment, and after installation, ambient conditions must be monitored. The temperature should be maintained between 10°C and 35°C, with relative humidity between 40% and 70%.

### Cleaning and Maintenance

Cleaning raised access floors requires attention to detail. A damp cloth with neutral detergents is recommended to avoid damage. Care should be taken to prevent standing water and excessive humidity, which can harm both the panels and the systems beneath them.

## Differences versus previous versions

- *This is the first emission*

## References

- Report LCA G30HA rev 2 M.A.P.P.In.G LCA, Quotasette srl
- ISO 14021:2016 Environmental labels and declarations — Self-declared environmental claims (Type II environmental labelling)
- General Program Instructions for the International EPD System, version 4.0, dated 2021-03-29, [www.environdec.com](http://www.environdec.com)
- PCR 2019:14: "construction products" version 1.3.4 del 2024-04-30.
- ISO 14063:2006, Environmental management -- Environmental communication -- Guidelines and examples
- ISO 14020:2000, Environmental labels and declarations – General principles
- ISO 14025:2006 Environmental labels and declarations - Type III environmental declarations - Principles and procedures, International Organization for Standardization, Geneva, Switzerland
- ISO 14040:2006 + Amd 1:2020, Environmental management – Life cycle assessment – Principles and framework
- ISO (2006c), ISO 14044: 2006 + Amd 1:2017 + Amd 2 2020, Environmental management – Life cycle assessment – Requirements and guidelines
- ILCD handbook, International Reference Life Data System, General guide for Life Cycle Assessment – Detailed guidance, JRC European Commission
- <https://sima-srl.it/servizi/recupero-dei-rifiuti/>
- [Rifiuti da Costruzione e Demolizione \(C&D\) - Agenzia Regionale per la Prevenzione e Protezione Ambientale del Veneto \(arpa.veneto.it\)](http://arpa.veneto.it)
- ISPRA: Rapporto Rifiuti Speciali Edizione 2023 - <https://www.isprambiente.gov.it/it/pubblicazioni/rapporti/rapporto-rifiuti-speciali-edizione-2023>



# Environmental Product Declaration



THE INTERNATIONAL EPD® SYSTEM



In accordance with ISO 14025:2006 and EN 15804:2012+A2:2019/AC:2021 for:

## *G30HA – Vinyl (G30HAV)*


from

**Newfloor s.r.l.**



Programme:	The International EPD® System, <a href="http://www.environdec.com">www.environdec.com</a>
Programme operator:	EPD International AB
EPD registration number:	EPD-IES-0002925
Publication date:	2024-12-20
Valid until:	2029-12-19

*An EPD should provide current information and may be updated if conditions change. The stated validity is therefore subject to the continued registration and publication at [www.environdec.com](http://www.environdec.com)*



## General information

### Programme information

<b>Programme:</b>	The International EPD® System
<b>Address:</b>	EPD International AB Box 210 60 SE-100 31 Stockholm Sweden
<b>Website:</b>	<a href="http://www.environdec.com">www.environdec.com</a>
<b>E-mail:</b>	<a href="mailto:info@environdec.com">info@environdec.com</a>

### Accountabilities for PCR, LCA and independent, third-party verification

#### Product Category Rules (PCR)

CEN standard EN 15804 serves as the Core Product Category Rules (PCR)

Product Category Rules (PCR): < CONSTRUCTION PRODUCTS, 2019:14, version 1.3.4 and UN CPC 37530)>

PCR review was conducted by: PCR review was conducted by: The Technical Committee of the International EPD System. See [www.environdec.com](http://www.environdec.com) for a list of members. Review chair: Claudia A. Peña, University of Concepción, Chile. The review panel may be contacted via the Secretariat [www.environdec.com/contact](http://www.environdec.com/contact)." via [info@environdec.com](mailto:info@environdec.com)

#### Life Cycle Assessment (LCA)

LCA accountability: < *Ma.P.P.In.GLCA,Quota Sette SRL*>

#### Third-party verification

Independent third-party verification of the declaration and data, according to ISO 14025:2006, via:

EPD verification by individual verifier

Third-party verifier: *Paolo Simon Ostan, Environmental Engineer*

Approved by: The International EPD® System

Procedure for follow-up of data during EPD validity involves third party verifier:

Yes       No

The EPD owner has the sole ownership, liability, and responsibility for the EPD.

EPDs within the same product category but registered in different EPD programmes, or not compliant with EN 15804, may not be comparable. For two EPDs to be comparable, they must be based on the same PCR (including the same version number) or be based on fully-aligned PCRs or versions of PCRs; cover products with identical functions, technical performances and use (e.g. identical declared/functional units); have equivalent system boundaries and descriptions of data; apply equivalent data quality requirements, methods of data collection, and allocation methods; apply

identical cut-off rules and impact assessment methods (including the same version of characterisation factors); have equivalent content declarations; and be valid at the time of comparison. For further information about comparability, see EN 15804 and ISO 14025.

## Product information

Owner of the EPD: Newfloor s.r.l., Via Della Tecnica 10, Codevigo (PD)  
Contact: info@newfloor.net

Name and location of production site: Newfloor s.r.l.– Via della Tecnica n.10, 35020 Codevigo (Padova) - Italy

Newfloor s.r.l. is a dynamic, family-owned Italian company specializing in the production of high-quality, customizable raised flooring systems. Founded in 1986, Newfloor has grown into a global presence in the raised flooring sector, headquartered in Codevigo in Italy's Veneto Region. From the beginning, Newfloor has been rooted in Italy's renowned tradition of craftsmanship, combining Italian design expertise with advanced technology to create flooring solutions that are both functional and visually distinctive.

A cornerstone of Newfloor's approach is its commitment to research and development. The company continually invests in innovative production techniques to stay ahead in the market and offer cutting-edge solutions. Newfloor's raised access flooring systems are tailored for a variety of applications, including commercial, industrial, and architectural spaces, and are widely known for their flexibility, durability, and style.

Newfloor products range from traditional and standard raised flooring to highly specialized flooring systems with integrated heating, cooling, or soundproofing features. Clients can choose from a wide array of materials, finishes, and customizations, including glass, wood, ceramics, and stone, to create unique environments that reflect the latest trends in design and architecture.

Working closely with architects, engineers, and designers, Newfloor's team collaborates on projects worldwide to deliver solutions that meet specific functional and aesthetic requirements. Each flooring project is crafted with attention to quality and design, meeting the demands of high-traffic areas while offering the elegance and adaptability clients expect. The company also follows rigorous quality standards throughout the production process.

Through its dedication to quality, innovation, and client satisfaction, Newfloor has become a trusted name in the industry, known for transforming spaces with elevated, refined, and resilient flooring solutions.

Product-related or management system-related certifications: ISO 9001, LEED Certification, 100% Made in Italy / System -IT01 Certification.

Product name: G30HAV

Product description: Core 30 mm of calcium sulphate reinforced with cellulosic organic fibers, high density (Kg/m<sup>3</sup> 1500), class "0" fire reaction according to International standard. Perimetral edge 0,5 mm thk no creak self extinguishing plastic PVC band. Vinyl on top. Bottom covering aluminium foil 0,05 mm with no scratch and no rip surface.

UN CPC code: 37530 - Articles of plaster or of compositions based on plaster.

Other codes for product classification: HS code 68 09 90 00

Geographical scope: the modules A1-A3 refer to EU27 (mainly Italy)

Module C has been modelled considering the Italian waste scenario, as more than the 99% of 2023 production has been sold in Italy.

### LCA information

Declared unit: 1 m<sup>2</sup> of product and its packaging, sold in panels of 60x60x3cm (top covering excluded) and weight 52,45 kg/m<sup>2</sup>

Time representativeness: The data used to carry out the LCI analysis were collected in the year 2024 and refer to a 12-month period that corresponds to the year 2023.

Database(s) and LCA software used: Ecoinvent 3.9.1 and Industry Data 2.0; SimaPro v 9.6.0.1

Description of system boundaries: Cradle to gate with modules C1–C4 and module D (A1–A3 + C + D).

The product stage (A1-A3) includes:

- A1 - Raw material extraction and processing, production of semi-finished products, production of maintenance materials, electricity generation and production of fuels, steam and other energy carriers used in upstream processes and manufacturing.
- A2 - Transport of raw materials to the manufacturer
- A3 - Manufacturing: production of packaging for distribution and its transport, emissions, process waste production and processing.

The deconstruction stage (C1-C4) includes:

- C1 -The panel is designed to be assembled and disassembled manually and therefore does not have attributable impacts.
- C2 -Transport of the disassembled panel to the collection center
- C3 - End-of-life product treatment process with material recycling
- C4 - Residues from the treatment process sent to landfill

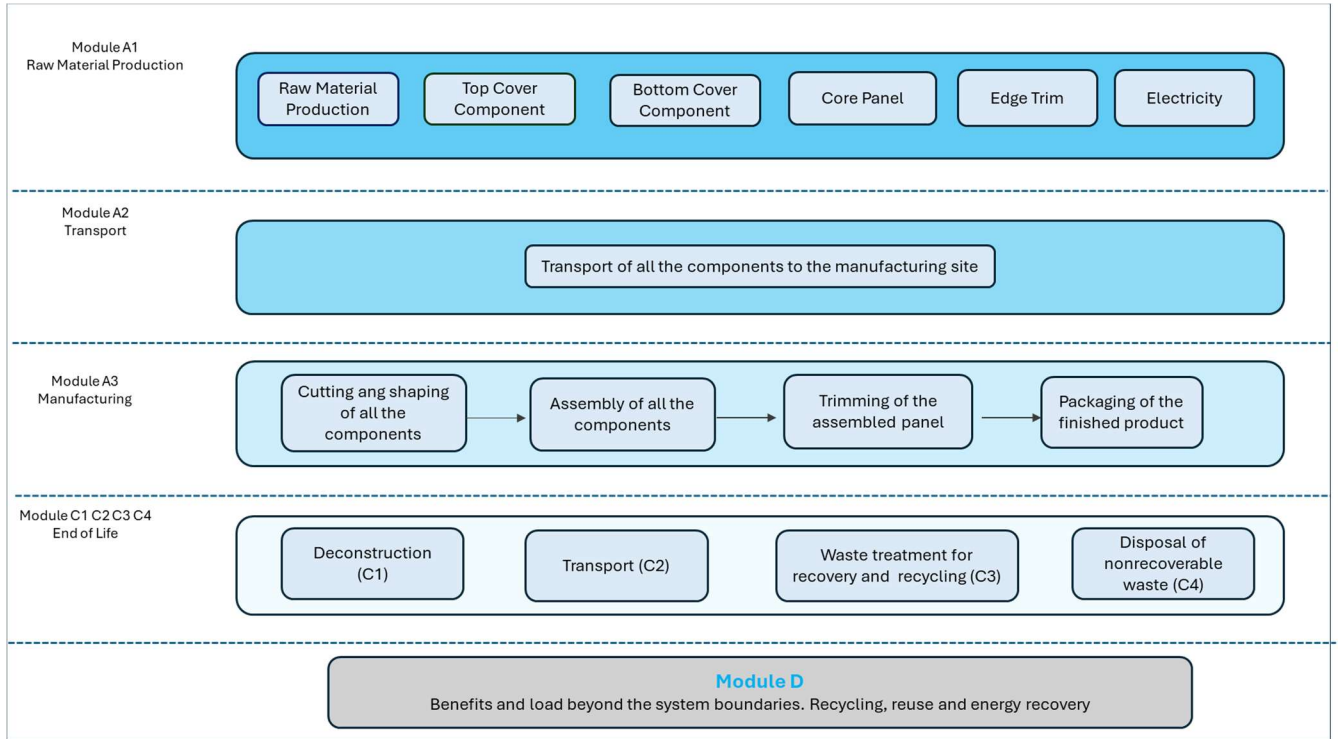
Avoided impacts (D): the product and its components are considered to be recovered as fillers, the worst case scenario, and the avoided impacts are those of recovered backfilling (grinded gravel).

The disposal scenario (Modules C3-C4) was made assuming 80% material recycling and 20% landfill disposal, on the basis of the data reported by the national authorities in charge of. The distance between the deconstruction and the collection site is estimated in ca 40km.

The following processes are not included: manufacture of production equipment, buildings and other capital goods, staff business trips, office heating, round trips of staff and research and development activities.

Fundamental processes that are not listed may also be included. In the present study, the production of at least 95% of the total weight of the declared product, including packaging, is considered.

**System diagram:**



**More information:** <https://www.newfloor.net/en>

Name and contact information of LCA practitioner: Ma.P.P.In.GLCA Team, Quota Sette SRL

Contact: [info@mappinglca.com](mailto:info@mappinglca.com)

Modules declared, geographical scope, share of specific data (in GWP-GHG results) and data variation (in GWP-GHG results):

	Product stage			Construction process stage		Use stage							End of life stage				Resource recovery stage
	Raw material supply	Transport	Manufacturing	Transport	Construction installation	Use	Maintenance	Repair	Replacement	Refurbishment	Operational energy use	Operational water use	De-construction demolition	Transport	Waste processing	Disposal	Reuse-Recovery-Recycling-potential
Module	A1	A2	A3	A4	A5	B1	B2	B3	B4	B5	B6	B7	C1	C2	C3	C4	D
Modules declared	X	X	X	ND	ND	ND	ND	ND	ND	ND	ND	ND	X	X	X	X	X
Geography	EU27	EU27	IT	X	X	X	X	X	X	X	X	X	IT	IT	IT	IT	GLO
Specific data used	15%			-	-	-	-	-	-	-	-	-	-	-	-	-	-
Variation – products	n/a			-	-	-	-	-	-	-	-	-	-	-	-	-	-
Variation – sites	n/a			-	-	-	-	-	-	-	-	-	-	-	-	-	-

More information

Electricity data sources in the manufacturing process in A3: "Electricity, medium voltage {IT}| electricity, medium voltage, residual mix" in Ecoinvent 3.9.1

Climate Impact of the specific mix used: 0,619 Kg CO2 eq /kWh

## Content information

Product components	Weight, kg	Post-consumer recycled material, weight% of product	Biogenic material, weight-% of product	Biogenic material, kg C/product
Core panel (calcium sulphate with cellulose fiber)	48,30	7%	4%	1,9
Edge trim (PVC plastic band)	0,33	0%	0%	0,0
Bottom covering (aluminium foil)	0,11	0%	0%	0,0
Top covering (vinyl)	3,33	0%	0%	0,0
Resins	0,38	0%	0%	0,0
TOTAL	52,45	7%	4%	1,9
Packaging materials	Weight, kg		Weight-% (versus the product)	Weight biogenic carbon, kg C/kg
Paper box	0,35		<5%	
Wood Pallet	0,50		<5%	
TOTAL	0,85			

The declared products do not contain substances listed in the “Candidate List of Substances of Very High Concern (SVHC) for authorisation” exceeding 0.1% of the weight of product.

## Results of the environmental performance indicators

Mandatory impact category indicators (according to EN 15804+A2 EF 3.1, February 2023.)

Results per functional or declared unit							
Indicator	Unit	A1-A3	C1	C2	C3	C4	D
(GWP-total)	kg CO <sub>2</sub> eq.	2,32E+01	0,00E+00	4,03E-01	0,00E+00	7,71E+00	-4,16E-01
(GWP-fossil)	kg CO <sub>2</sub> eq.	3,08E+01	0,00E+00	4,03E-01	0,00E+00	6,79E-02	-4,14E-01
(GWP-biogenic)	kg CO <sub>2</sub> eq.	-7,60E+00	0,00E+00	1,29E-04	0,00E+00	7,64E+00	-2,44E-04
(GWP-luluc)	kg CO <sub>2</sub> eq.	2,65E-02	0,00E+00	1,97E-04	0,00E+00	4,10E-05	-5,24E-04
ODP	kg CFC 11 eq.	7,72E-06	0,00E+00	8,82E-09	0,00E+00	1,97E-09	-4,02E-04
AP	mol H <sup>+</sup> eq.	1,22E-02	0,00E+00	1,67E-03	0,00E+00	5,11E-04	-3,79E-09
EP-freshwater	kg P eq.	4,41E-04	0,00E+00	2,84E-05	0,00E+00	5,65E-06	-2,57E-03
EP-marine	kg N eq.	3,32E-03	0,00E+00	6,36E-04	0,00E+00	1,96E-04	-1,35E-04
EP-terrestrial	mol N eq.	3,52E-02	0,00E+00	6,79E-03	0,00E+00	2,10E-03	-6,12E-04
POCP	kg NMVOC eq.	1,74E-02	0,00E+00	2,44E-03	0,00E+00	7,32E-04	-7,36E-03
ADP-minerals&metals*	kg Sb eq.	8,45E-06	0,00E+00	1,30E-06	0,00E+00	9,42E-08	-2,07E-03
ADP-fossil*	MJ	5,73E+01	0,00E+00	5,75E+00	0,00E+00	1,69E+00	-2,20E-06
WDP*	m <sup>3</sup>	6,51E-01	0,00E+00	2,34E-02	0,00E+00	7,47E-02	-5,00E+00
Acronyms	GWP-fossil = Global Warming Potential fossil fuels; GWP-biogenic = Global Warming Potential biogenic; GWP-luluc = Global Warming Potential land use and land use change; ODP = Depletion potential of the stratospheric ozone layer; AP = Acidification potential, Accumulated Exceedance; EP-freshwater = Eutrophication potential, fraction of nutrients reaching freshwater end compartment; EP-marine = Eutrophication potential, fraction of nutrients reaching marine end compartment; EP-terrestrial = Eutrophication potential, Accumulated Exceedance; POCP = Formation potential of tropospheric ozone; ADP-minerals&metals = Abiotic depletion potential for non-fossil resources; ADP-fossil = Abiotic depletion for fossil resources potential; WDP = Water (user) deprivation potential, deprivation-weighted water consumption						

\* Disclaimers:

The results of this environmental impact indicator shall be used with care as the uncertainties of these results are high or as there is limited experience with the indicator.

The estimated impact results are only relative statements, which do not indicate the endpoints of the impact categories, exceeding threshold values, safety margins and/or risks.

It is discouraging the use of the results of modules A1-A3 (A1-A5 for services) without considering the results of module C.

### Additional mandatory and voluntary impact category indicators

Results per functional or declared unit							
Indicator	Unit	A1-A3	C1	C2	C3	C4	D
<u>GWP-GHG[1]</u>	kg CO <sub>2</sub> eq.	3,96E+00	0,00E+00	4,03E-01	0,00E+00	6,79E-02	-4,15E-01
Additional voluntary indicators e.g. the voluntary indicators from EN 15804 or the global indicators according to ISO 21930:2017							

<sup>1</sup> This indicator accounts for all greenhouse gases except biogenic carbon dioxide uptake and emissions and biogenic carbon stored in the product. As such, the indicator is identical to GWP-total except that the CF for biogenic CO<sub>2</sub> is set to zero.

## Resource use indicators

Results per functional or declared unit							
Indicator	Unit	A1-A3	C1	C2	C3	C4	D
PERE	MJ	1,03E+02	0,00E+00	8,92E-02	-8,38E+01	1,43E-02	-4,22E-01
PERM	MJ	1,56E+01	0,00E+00	0,00E+00	-1,47E+01	0,00E+00	0,00E+00
PERT	MJ	1,18E+02	0,00E+00	8,92E-02	-9,83E+01	1,43E-02	-4,22E-01
PENRE	MJ	4,65E+02	0,00E+00	6,11E+00	-3,24E+02	1,80E+00	-5,32E+00
PENRM	MJ	5,03E+01	0,00E+00	0,00E+00	-4,02E+01	0,00E+00	0,00E+00
PENRT	MJ	5,15E+02	0,00E+00	6,11E+00	-3,64E+02	1,80E+00	-5,32E+00
SM	kg	3,94E+00	0,00E+00	0,00E+00	0,00E+00	0,00E+00	0,00E+00
RSF	MJ	0,00E+00	0,00E+00	0,00E+00	0,00E+00	0,00E+00	0,00E+00
NRSF	MJ	0,00E+00	0,00E+00	0,00E+00	0,00E+00	0,00E+00	0,00E+00
FW	m <sup>3</sup>	1,47E-01	0,00E+00	8,19E-04	0,00E+00	1,80E-03	-1,49E-02
Acronyms	PERE = Use of renewable primary energy excluding renewable primary energy resources used as raw materials; PERM = Use of renewable primary energy resources used as raw materials; PERT = Total use of renewable primary energy resources; PENRE = Use of non-renewable primary energy excluding non-renewable primary energy resources used as raw materials; PENRM = Use of non-renewable primary energy resources used as raw materials; PENRT = Total use of non-renewable primary energy re-sources; SM = Use of secondary material; RSF = Use of renewable secondary fuels; NRSF = Use of non-renewable secondary fuels; FW = Use of net fresh water						

The energy used as raw material is declared as an input to the module where it enters the product system, and as an output from the product system if it exits the product system as useful energy. Energy content that is wasted in a landfill remains as part of the indicator for energy used for raw materials. (as per Option C, Annex 3, PCR 2019:14 VERSION 1.3.4)

## Waste indicators

Results per functional or declared unit							
Indicator	Unit	A1-A3	C1	C2	C3	C4	D
Hazardous waste disposed	kg	9,06E-04	0,00E+00	3,66E-05	0,00E+00	8,96E-06	-1,94E-05
Non-hazardous waste disposed	kg	7,10E+00	0,00E+00	2,81E-01	0,00E+00	1,12E+01	-7,86E-04
Radioactive waste disposed	kg	4,25E-04	0,00E+00	1,87E-06	0,00E+00	2,50E-07	-1,76E-06

## Output flow indicators

Results per functional or declared unit							
Indicator	Unit	A1-A3	C1	C2	C3	C4	D
Components for re-use	kg	0,00E+00	0,00E+00	0,00E+00	0,00E+00	0,00E+00	0,00E+00
Material for recycling	kg	1,37E+00	0,00E+00	0,00E+00	0,00E+00	4,55E+01	0,00E+00
Materials for energy recovery	kg	0,00E+00	0,00E+00	0,00E+00	0,00E+00	0,00E+00	0,00E+00
Exported energy, electricity	MJ	0,00E+00	0,00E+00	0,00E+00	0,00E+00	0,00E+00	0,00E+00
Exported energy, thermal	MJ	0,00E+00	0,00E+00	0,00E+00	0,00E+00	0,00E+00	0,00E+00

## Additional environmental information

### Packaging Solutions

To enhance recyclability, Newfloor has adopted the use of cardboard caps and paper adhesive tape. This choice not only creates uniformity in materials but also simplifies the disposal process. The entire packaging can be classified under CER 150101 (paper and cardboard), facilitating more efficient recycling and disposal.

### Wooden Pallets

The company's wooden pallets are classified as CER 150103 (wooden packaging), ensuring that they are handled appropriately at the end of their life cycle.

### Raised Access Floor Panels

The disposal of raised access floor panels is more complex due to their composite nature. These panels are categorized as CER 170904 (mixed waste from construction and demolition). Newfloor provides clear guidance on managing this waste: it can be collected in designated containers on-site or stacked in specific areas for later removal by trained personnel, ensuring compliance with regulations at authorized disposal facilities.

### Storage Conditions

Proper storage is crucial for maintaining product quality. Materials should be kept in a dry, covered environment, and after installation, ambient conditions must be monitored. The temperature should be maintained between 10°C and 35°C, with relative humidity between 40% and 70%.

### Cleaning and Maintenance

Cleaning raised access floors requires attention to detail. A damp cloth with neutral detergents is recommended to avoid damage. Care should be taken to prevent standing water and excessive humidity, which can harm both the panels and the systems beneath them.

## Differences versus previous versions

- *This is the first emission*

## References

- Report LCA G30HA rev 2 M.A.P.P.In.G LCA, Quotasette srl
- ISO 14021:2016 Environmental labels and declarations — Self-declared environmental claims (Type II environmental labelling)
- General Program Instructions for the International EPD System, version 4.0, dated 2021-03-29, [www.environdec.com](http://www.environdec.com)
- PCR 2019:14: "construction products" version 1.3.4 del 2024-04-30.
- ISO 14063:2006, Environmental management -- Environmental communication -- Guidelines and examples
- ISO 14020:2000, Environmental labels and declarations – General principles
- ISO 14025:2006 Environmental labels and declarations - Type III environmental declarations - Principles and procedures, International Organization for Standardization, Geneva, Switzerland
- ISO 14040:2006 + Amd 1:2020, Environmental management – Life cycle assessment – Principles and framework
- ISO (2006c), ISO 14044: 2006 + Amd 1:2017 + Amd 2 2020, Environmental management – Life cycle assessment – Requirements and guidelines
- ILCD handbook, International Reference Life Data System, General guide for Life Cycle Assessment – Detailed guidance, JRC European Commission
- <https://sima-srl.it/servizi/recupero-dei-rifiuti/>
- [Rifiuti da Costruzione e Demolizione \(C&D\) - Agenzia Regionale per la Prevenzione e Protezione Ambientale del Veneto \(arpa.veneto.it\)](http://Rifiuti da Costruzione e Demolizione (C&D) - Agenzia Regionale per la Prevenzione e Protezione Ambientale del Veneto (arpa.veneto.it))
- ISPRA: Rapporto Rifiuti Speciali Edizione 2023 - <https://www.isprambiente.gov.it/it/pubblicazioni/rapporti/rapporto-rifiuti-speciali-edizione-2023>



# Environmental Product Declaration



THE INTERNATIONAL EPD® SYSTEM



In accordance with ISO 14025:2006 and EN 15804:2012+A2:2019/AC:2021 for:

## *G30HA – Bare Primerized (G30HA0)*

from

**Newfloor s.r.l.**



Programme:	The International EPD® System, <a href="http://www.environdec.com">www.environdec.com</a>
Programme operator:	EPD International AB
EPD registration number:	EPD-IES-0002915
Publication date:	2024-12-20
Valid until:	2029-12-19

*An EPD should provide current information and may be updated if conditions change. The stated validity is therefore subject to the continued registration and publication at [www.environdec.com](http://www.environdec.com)*



## General information

### Programme information

<b>Programme:</b>	The International EPD® System
<b>Address:</b>	EPD International AB Box 210 60 SE-100 31 Stockholm Sweden
<b>Website:</b>	<a href="http://www.environdec.com">www.environdec.com</a>
<b>E-mail:</b>	<a href="mailto:info@environdec.com">info@environdec.com</a>

### Accountabilities for PCR, LCA and independent, third-party verification

#### Product Category Rules (PCR)

CEN standard EN 15804 serves as the Core Product Category Rules (PCR)

Product Category Rules (PCR): < CONSTRUCTION PRODUCTS, 2019:14, version 1.3.4 and UN CPC 37530 >

PCR review was conducted by: The Technical Committee of the International EPD System. See [www.environdec.com](http://www.environdec.com) for a list of members. Review chair: Claudia A. Peña, University of Concepción, Chile. The review panel may be contacted via the Secretariat [www.environdec.com/contact](http://www.environdec.com/contact)." via [info@environdec.com](mailto:info@environdec.com)

#### Life Cycle Assessment (LCA)

LCA accountability: < *Ma.P.P.In.GLCA,Quota Sette SRL* >

#### Third-party verification

Independent third-party verification of the declaration and data, according to ISO 14025:2006, via:

EPD verification by individual verifier

Third-party verifier: *Paolo Simon Ostan, Environmental Engineer*

Approved by: The International EPD® System

Procedure for follow-up of data during EPD validity involves third party verifier:

Yes       No

The EPD owner has the sole ownership, liability, and responsibility for the EPD.

EPDs within the same product category but registered in different EPD programmes, or not compliant with EN 15804, may not be comparable. For two EPDs to be comparable, they must be based on the same PCR (including the same version number) or be based on fully-aligned PCRs or versions of PCRs; cover products with identical functions, technical performances and use (e.g. identical declared/functional units); have equivalent system boundaries and descriptions of data; apply equivalent data quality requirements, methods of data collection, and allocation methods; apply

identical cut-off rules and impact assessment methods (including the same version of characterisation factors); have equivalent content declarations; and be valid at the time of comparison. For further information about comparability, see EN 15804 and ISO 14025.

## Product information

Owner of the EPD: Newfloor s.r.l., Via Della Tecnica 10, Codevigo (PD)  
Contact: info@newfloor.net

Name and location of production site: Newfloor s.r.l. – Via della Tecnica n.10, 35020 Codevigo (Padova) - Italy

Newfloor s.r.l. is a dynamic, family-owned Italian company specializing in the production of high-quality, customizable raised flooring systems. Founded in 1986, Newfloor has grown into a global presence in the raised flooring sector, headquartered in Codevigo in Italy's Veneto Region. From the beginning, Newfloor has been rooted in Italy's renowned tradition of craftsmanship, combining Italian design expertise with advanced technology to create flooring solutions that are both functional and visually distinctive.

A cornerstone of Newfloor's approach is its commitment to research and development. The company continually invests in innovative production techniques to stay ahead in the market and offer cutting-edge solutions. Newfloor's raised access flooring systems are tailored for a variety of applications, including commercial, industrial, and architectural spaces, and are widely known for their flexibility, durability, and style.

Newfloor products range from traditional and standard raised flooring to highly specialized flooring systems with integrated heating, cooling, or soundproofing features. Clients can choose from a wide array of materials, finishes, and customizations, including glass, wood, ceramics, and stone, to create unique environments that reflect the latest trends in design and architecture.

Working closely with architects, engineers, and designers, Newfloor's team collaborates on projects worldwide to deliver solutions that meet specific functional and aesthetic requirements. Each flooring project is crafted with attention to quality and design, meeting the demands of high-traffic areas while offering the elegance and adaptability clients expect. The company also follows rigorous quality standards throughout the production process.

Through its dedication to quality, innovation, and client satisfaction, Newfloor has become a trusted name in the industry, known for transforming spaces with elevated, refined, and resilient flooring solutions.

Product-related or management system-related certifications: ISO 9001, LEED Certification, 100% Made in Italy / System -IT01 Certification.

Product name: G30HA0

Product description: Core 30 mm of calcium sulphate reinforced with cellulosic organic fibers, high density (Kg/m<sup>3</sup> 1500), class "0" fire reaction according to International standard. Perimetral edge 0,5 mm thk no creak self extinguishing plastic PVC band. Plain on top. Bottom covering aluminium foil 0,05 mm with no scratch and no rip surface.

UN CPC code: 37530 - Articles of plaster or of compositions based on plaster.

Other codes for product classification: HS code 68 09 90 00

Geographical scope: the modules A1-A3 refer to EU27 (mainly Italy)

Module C has been modelled considering the Italian waste scenario, as more than the 99% of 2023 production has been sold in Italy.

### LCA information

Declared unit: 1 m<sup>2</sup> of product and its packaging, sold in panels of 60x60x3cm (top covering excluded) and weight 49,12 kg/m<sup>2</sup>

Time representativeness: The data used to carry out the LCI analysis were collected in the year 2024 and refer to a 12-month period that corresponds to the year 2023.

Database(s) and LCA software used: Ecoinvent 3.9.1 and Industry Data 2.0; SimaPro v 9.6.0.1

Description of system boundaries: Cradle to gate with modules C1–C4 and module D (A1–A3 + C + D).

The product stage (A1-A3) includes:

- A1 - Raw material extraction and processing, production of semi-finished products, production of maintenance materials, electricity generation and production of fuels, steam and other energy carriers used in upstream processes and manufacturing.
- A2 - Transport of raw materials to the manufacturer
- A3 - Manufacturing: production of packaging for distribution and its transport, emissions, process waste production and processing.

The deconstruction stage (C1-C4) includes:

- C1 -The panel is designed to be assembled and disassembled manually and therefore does not have attributable impacts.
- C2 -Transport of the disassembled panel to the collection center
- C3 - End-of-life product treatment process with material recycling
- C4 - Residues from the treatment process sent to landfill

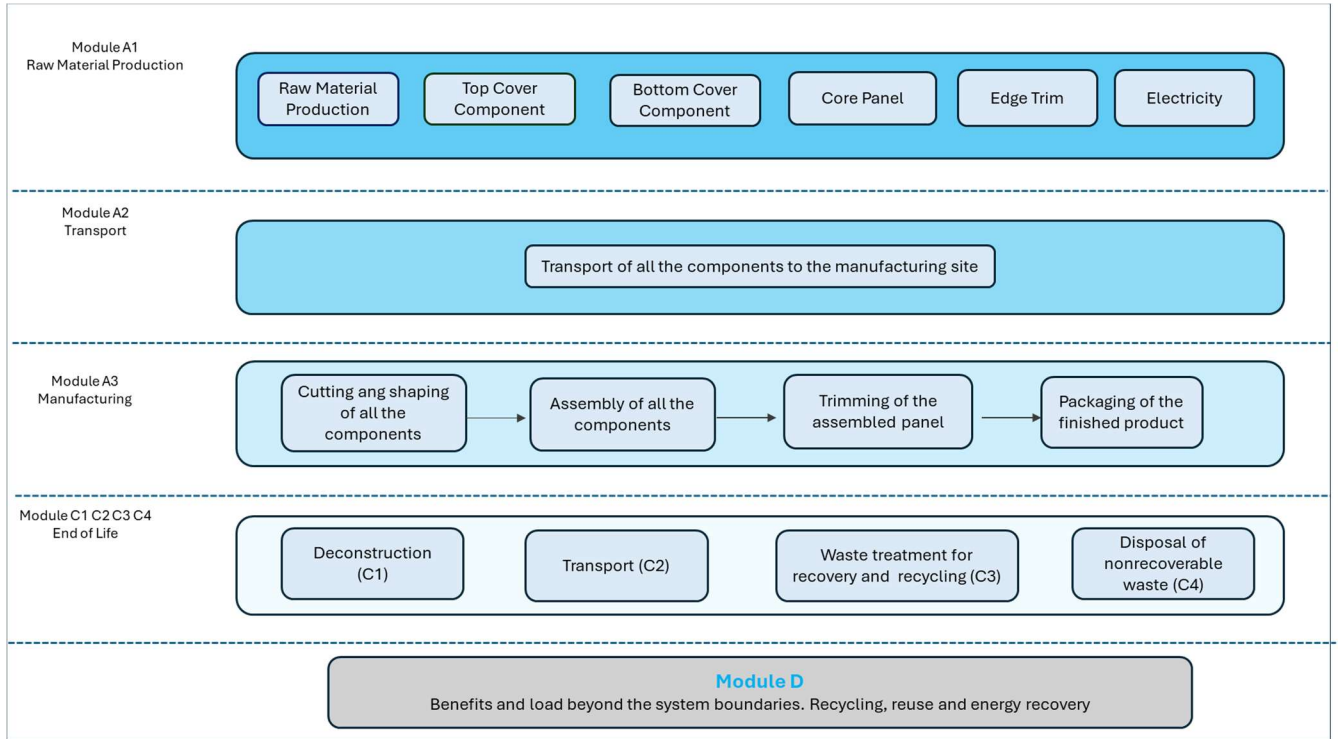
Avoided impacts (D): the product and its components are considered to be recovered as fillers, the worst case scenario, and the avoided impacts are those of recovered backfilling (grinded gravel).

The disposal scenario (Modules C3-C4) was made assuming 80% material recycling and 20% landfill disposal, on the basis of the data reported by the national authorities in charge of. The distance between the deconstruction and the collection site is estimated in ca 40km.

The following processes are not included: manufacture of production equipment, buildings and other capital goods, staff business trips, office heating, round trips of staff and research and development activities.

Fundamental processes that are not listed may also be included. In the present study, the production of at least 95% of the total weight of the declared product, including packaging, is considered.

**System diagram:**



**More information:** <https://www.newfloor.net/en>

Name and contact information of LCA practitioner: Ma.P.P.In.GLCA Team, Quota Sette SRL

Contact: [info@mappinglca.com](mailto:info@mappinglca.com)

Modules declared, geographical scope, share of specific data (in GWP-GHG results) and data variation (in GWP-GHG results):

	Product stage			Construction process stage		Use stage							End of life stage				Resource recovery stage
	Raw material supply	Transport	Manufacturing	Transport	Construction installation	Use	Maintenance	Repair	Replacement	Refurbishment	Operational energy use	Operational water use	De-construction demolition	Transport	Waste processing	Disposal	Reuse-Recovery-Recycling-potential
Module	A1	A2	A3	A4	A5	B1	B2	B3	B4	B5	B6	B7	C1	C2	C3	C4	D
Modules declared	X	X	X	ND	ND	ND	ND	ND	ND	ND	ND	ND	X	X	X	X	X
Geography	EU27	EU27	IT	X	X	X	X	X	X	X	X	X	IT	IT	IT	IT	GLO
Specific data used	25%			-	-	-	-	-	-	-	-	-	-	-	-	-	-
Variation – products	n/a			-	-	-	-	-	-	-	-	-	-	-	-	-	-
Variation – sites	n/a			-	-	-	-	-	-	-	-	-	-	-	-	-	-

More information

Electricity data sources in the manufacturing process in A3: "Electricity, medium voltage {IT}| electricity, medium voltage, residual mix" in Ecoinvent 3.9.1

Climate Impact of the specific mix used: 0,619 Kg CO2 eq /kWh

## Content information

Product components	Weight, kg	Post-consumer recycled material, weight% of product	Biogenic material, weight-% of product	Biogenic material, kg C/product
Core panel (calcium sulphate with cellulose fiber)	48,3	7%	4%	1,9
Edge trim (PVC plastic band)	0,33	0%	0%	0,0
Bottom covering (aluminium foil)	0,11	0%	0%	0,0
Resins	0,38	0%	0%	0,0
<b>TOTAL</b>	<b>49,12</b>	<b>7%</b>	<b>4%</b>	<b>0,0</b>
Packaging materials	Weight, kg		Weight-% (versus the product)	Biogenic material, kg C/product
Paper box	0,35		<5%	
Wood Pallet	0,5		<5%	
<b>TOTAL</b>	<b>0,85</b>			

The declared products do not contain substances listed in the “Candidate List of Substances of Very High Concern (SVHC) for authorisation” exceeding 0.1% of the weight of product.

## Results of the environmental performance indicators

Mandatory impact category indicators (according to EN 15804+A2 EF 3.1, February 2023.)

Results per functional or declared unit							
Indicator	Unit	A1-A3	C1	C2	C3	C4	D
(GWP-total)	kg CO <sub>2</sub> eq.	1,22E+01	0,00E+00	3,87E-01	0,00E+00	7,62E+00	-3,89E-01
(GWP-fossil)	kg CO <sub>2</sub> eq.	1,97E+01	0,00E+00	3,87E-01	0,00E+00	6,32E-02	-3,88E-01
(GWP-biogenic)	kg CO <sub>2</sub> eq.	-7,47E+00	0,00E+00	1,24E-04	0,00E+00	7,56E+00	-2,28E-04
(GWP-luluc)	kg CO <sub>2</sub> eq.	2,56E-02	0,00E+00	1,89E-04	0,00E+00	3,82E-05	-4,90E-04
ODP	kg CFC 11 eq.	3,68E-07	0,00E+00	8,47E-09	0,00E+00	1,83E-09	-3,76E-04
AP	mol H <sup>+</sup> eq.	1,13E-02	0,00E+00	1,60E-03	0,00E+00	4,77E-04	-3,55E-09
EP-freshwater	kg P eq.	4,22E-04	0,00E+00	2,72E-05	0,00E+00	5,27E-06	-2,41E-03
EP-marine	kg N eq.	3,02E-03	0,00E+00	6,11E-04	0,00E+00	1,83E-04	-1,26E-04
EP-terrestrial	mol N eq.	3,21E-02	0,00E+00	6,52E-03	0,00E+00	1,96E-03	-5,73E-04
POCP	kg NMVOC eq.	1,61E-02	0,00E+00	2,34E-03	0,00E+00	6,83E-04	-6,90E-03
ADP-minerals&metals*	kg Sb eq.	7,61E-06	0,00E+00	1,25E-06	0,00E+00	8,78E-08	-1,93E-03
ADP-fossil*	MJ	5,36E+01	0,00E+00	5,52E+00	0,00E+00	1,58E+00	-2,06E-06
WDP*	m <sup>3</sup>	6,36E-01	0,00E+00	2,25E-02	0,00E+00	6,96E-02	-4,68E+00
Acronyms	GWP-fossil = Global Warming Potential fossil fuels; GWP-biogenic = Global Warming Potential biogenic; GWP-luluc = Global Warming Potential land use and land use change; ODP = Depletion potential of the stratospheric ozone layer; AP = Acidification potential, Accumulated Exceedance; EP-freshwater = Eutrophication potential, fraction of nutrients reaching freshwater end compartment; EP-marine = Eutrophication potential, fraction of nutrients reaching marine end compartment; EP-terrestrial = Eutrophication potential, Accumulated Exceedance; POCP = Formation potential of tropospheric ozone; ADP-minerals&metals = Abiotic depletion potential for non-fossil resources; ADP-fossil = Abiotic depletion for fossil resources potential; WDP = Water (user) deprivation potential, deprivation-weighted water consumption						

**\* Disclaimers:**

The results of this environmental impact indicator shall be used with care as the uncertainties of these results are high or as there is limited experience with the indicator.

The estimated impact results are only relative statements, which do not indicate the endpoints of the impact categories, exceeding threshold values, safety margins and/or risks.

It is discouraging the use of the results of modules A1-A3 (A1-A5 for services) without considering the results of module C.

### Additional mandatory and voluntary impact category indicators

Results per functional or declared unit							
Indicator	Unit	A1-A3	C1	C2	C3	C4	D
<u>GWP-GHG[1]</u>	kg CO <sub>2</sub> eq.	3,70E+00	0,00E+00	3,87E-01	0,00E+00	6,33E-02	-3,89E-01
Additional voluntary indicators e.g. the voluntary indicators from EN 15804 or the global indicators according to ISO 21930:2017							

<sup>1</sup> This indicator accounts for all greenhouse gases except biogenic carbon dioxide uptake and emissions and biogenic carbon stored in the product. As such, the indicator is identical to GWP-total except that the CF for biogenic CO<sub>2</sub> is set to zero.

## Resource use indicators

Results per functional or declared unit							
Indicator	Unit	A1-A3	C1	C2	C3	C4	D
PERE	MJ	1,13E+02	0,00E+00	8,56E-02	-9,73E+01	1,33E-02	-3,95E-01
PERM	MJ	3,55E+01	0,00E+00	0,00E+00	-3,47E+01	0,00E+00	0,00E+00
PERT	MJ	1,49E+02	0,00E+00	8,56E-02	-1,32E+02	1,33E-02	-3,95E-01
PENRE	MJ	2,88E+02	0,00E+00	5,86E+00	-1,88E+02	1,68E+00	-4,98E+00
PENRM	MJ	3,02E+01	0,00E+00	0,00E+00	-2,41E+01	0,00E+00	0,00E+00
PENRT	MJ	3,18E+02	0,00E+00	5,86E+00	-2,12E+02	1,68E+00	-4,98E+00
SM	kg	3,86E+00	0,00E+00	0,00E+00	0,00E+00	0,00E+00	0,00E+00
RSF	MJ	0,00E+00	0,00E+00	0,00E+00	0,00E+00	0,00E+00	0,00E+00
NRSF	MJ	0,00E+00	0,00E+00	0,00E+00	0,00E+00	0,00E+00	0,00E+00
FW	m <sup>3</sup>	1,11E-01	0,00E+00	7,86E-04	0,00E+00	1,67E-03	-1,40E-02
Acronyms	PERE = Use of renewable primary energy excluding renewable primary energy resources used as raw materials; PERM = Use of renewable primary energy resources used as raw materials; PERT = Total use of renewable primary energy resources; PENRE = Use of non-renewable primary energy excluding non-renewable primary energy resources used as raw materials; PENRM = Use of non-renewable primary energy resources used as raw materials; PENRT = Total use of non-renewable primary energy re-sources; SM = Use of secondary material; RSF = Use of renewable secondary fuels; NRSF = Use of non-renewable secondary fuels; FW = Use of net fresh water						

The energy used as raw material is declared as an input to the module where it enters the product system, and as an output from the product system if it exits the product system as useful energy. Energy content that is wasted in a landfill remains as part of the indicator for energy used for raw materials. (as per Option C, Annex 3, PCR 2019:14 VERSION 1.3.4)

## Waste indicators

Results per functional or declared unit							
Indicator	Unit	A1-A3	C1	C2	C3	C4	D
Hazardous waste disposed	kg	5,69E-04	0,00E+00	3,51E-05	0,00E+00	8,35E-06	-1,81E-05
Non-hazardous waste disposed	kg	3,84E+00	0,00E+00	2,70E-01	0,00E+00	1,04E+01	-8,33E-02
Radioactive waste disposed	kg	2,04E-04	0,00E+00	1,79E-06	0,00E+00	2,33E-07	-8,30E-06

## Output flow indicators

Results per functional or declared unit							
Indicator	Unit	A1-A3	C1	C2	C3	C4	D
Components for re-use	kg	0,00E+00	0,00E+00	0,00E+00	0,00E+00	0,00E+00	0,00E+00
Material for recycling	kg	1,37E+00	0,00E+00	0,00E+00	0,00E+00	4,40E+01	0,00E+00
Materials for energy recovery	kg	0,00E+00	0,00E+00	0,00E+00	0,00E+00	0,00E+00	0,00E+00
Exported energy, electricity	MJ	0,00E+00	0,00E+00	0,00E+00	0,00E+00	0,00E+00	0,00E+00
Exported energy, thermal	MJ	0,00E+00	0,00E+00	0,00E+00	0,00E+00	0,00E+00	0,00E+00

## Additional environmental information

### Packaging Solutions

To enhance recyclability, Newfloor has adopted the use of cardboard caps and paper adhesive tape. This choice not only creates uniformity in materials but also simplifies the disposal process. The entire packaging can be classified under CER 150101 (paper and cardboard), facilitating more efficient recycling and disposal.

### Wooden Pallets

The company's wooden pallets are classified as CER 150103 (wooden packaging), ensuring that they are handled appropriately at the end of their life cycle.

### Raised Access Floor Panels

The disposal of raised access floor panels is more complex due to their composite nature. These panels are categorized as CER 170904 (mixed waste from construction and demolition). Newfloor provides clear guidance on managing this waste: it can be collected in designated containers on-site or stacked in specific areas for later removal by trained personnel, ensuring compliance with regulations at authorized disposal facilities.

### Storage Conditions

Proper storage is crucial for maintaining product quality. Materials should be kept in a dry, covered environment, and after installation, ambient conditions must be monitored. The temperature should be maintained between 10°C and 35°C, with relative humidity between 40% and 70%.

### Cleaning and Maintenance

Cleaning raised access floors requires attention to detail. A damp cloth with neutral detergents is recommended to avoid damage. Care should be taken to prevent standing water and excessive humidity, which can harm both the panels and the systems beneath them.

## Differences versus previous versions

- *This is the first emission*

## References

- Report LCA G30HA rev 2 M.A.P.P.In.G LCA, Quotasette srl
- ISO 14021:2016 Environmental labels and declarations — Self-declared environmental claims (Type II environmental labelling)
- General Program Instructions for the International EPD System, version 4.0, dated 2021-03-29, [www.environdec.com](http://www.environdec.com)
- PCR 2019:14: "construction products" version 1.3.4 del 2024-04-30.
- ISO 14063:2006, Environmental management -- Environmental communication -- Guidelines and examples
- ISO 14020:2000, Environmental labels and declarations – General principles
- ISO 14025:2006 Environmental labels and declarations - Type III environmental declarations - Principles and procedures, International Organization for Standardization, Geneva, Switzerland
- ISO 14040:2006 + Amd 1:2020, Environmental management – Life cycle assessment – Principles and framework
- ISO (2006c), ISO 14044: 2006 + Amd 1:2017 + Amd 2 2020, Environmental management – Life cycle assessment – Requirements and guidelines
- ILCD handbook, International Reference Life Data System, General guide for Life Cycle Assessment – Detailed guidance, JRC European Commission
- <https://sima-srl.it/servizi/recupero-dei-rifiuti/>
- [\*Rifiuti da Costruzione e Demolizione \(C&D\) - Agenzia Regionale per la Prevenzione e Protezione Ambientale del Veneto \(arpa.veneto.it\)\*](http://Rifiuti da Costruzione e Demolizione (C&D) - Agenzia Regionale per la Prevenzione e Protezione Ambientale del Veneto (arpa.veneto.it))
- ISPRA: Rapporto Rifiuti Speciali Edizione 2023 - <https://www.isprambiente.gov.it/it/pubblicazioni/rapporti/rapporto-rifiuti-speciali-edizione-2023>



# Environmental Product Declaration



THE INTERNATIONAL EPD® SYSTEM



In accordance with ISO 14025:2006 and EN 15804:2012+A2:2019/AC:2021 for:

## *G30HA – Carpet (G30HAC)*

from

**Newfloor s.r.l.**



Programme:	The International EPD® System, <a href="http://www.environdec.com">www.environdec.com</a>
Programme operator:	EPD International AB
EPD registration number:	EPD-IES-0002918
Publication date:	2024-12-20
Valid until:	2029-12-19

*An EPD should provide current information and may be updated if conditions change. The stated validity is therefore subject to the continued registration and publication at [www.environdec.com](http://www.environdec.com)*



## General information

### Programme information

<b>Programme:</b>	The International EPD® System
<b>Address:</b>	EPD International AB Box 210 60 SE-100 31 Stockholm Sweden
<b>Website:</b>	<a href="http://www.environdec.com">www.environdec.com</a>
<b>E-mail:</b>	<a href="mailto:info@environdec.com">info@environdec.com</a>

### Accountabilities for PCR, LCA and independent, third-party verification

#### Product Category Rules (PCR)

CEN standard EN 15804 serves as the Core Product Category Rules (PCR)

Product Category Rules (PCR): < CONSTRUCTION PRODUCTS, 2019:14, version 1.3.4 and UN CPC 37530)>

PCR review was conducted by: The Technical Committee of the International EPD System. See [www.environdec.com](http://www.environdec.com) for a list of members. Review chair: Claudia A. Peña, University of Concepción, Chile. The review panel may be contacted via the Secretariat [www.environdec.com/contact](http://www.environdec.com/contact)." via [info@environdec.com](mailto:info@environdec.com)

#### Life Cycle Assessment (LCA)

LCA accountability: < Ma.P.P.In.GLCA,Quota Sette SRL>

#### Third-party verification

Independent third-party verification of the declaration and data, according to ISO 14025:2006, via:

EPD verification by individual verifier

Third-party verifier: *Paolo Simon Ostan, Environmental Engineer*

Approved by: The International EPD® System

Procedure for follow-up of data during EPD validity involves third party verifier:

Yes       No

The EPD owner has the sole ownership, liability, and responsibility for the EPD.

EPDs within the same product category but registered in different EPD programmes, or not compliant with EN 15804, may not be comparable. For two EPDs to be comparable, they must be based on the same PCR (including the same version number) or be based on fully-aligned PCRs or versions of PCRs; cover products with identical functions, technical performances and use (e.g. identical declared/functional units); have equivalent system boundaries and descriptions of data; apply equivalent data quality requirements, methods of data collection, and allocation methods; apply identical cut-off rules and impact assessment methods (including the same version of characterisation

factors); have equivalent content declarations; and be valid at the time of comparison. For further information about comparability, see EN 15804 and ISO 14025.

## Product information

Owner of the EPD: Newfloor s.r.l., Via Della Tecnica 10, Codevigo (PD)

Contact: info@newfloor.net

Name and location of production site: Newfloor s.r.l. – Via della Tecnica n.10, 35020 Codevigo (Padova) - Italy

Newfloor s.r.l. is a dynamic, family-owned Italian company specializing in the production of high-quality, customizable raised flooring systems. Founded in 1986, Newfloor has grown into a global presence in the raised flooring sector, headquartered in Codevigo in Italy's Veneto Region. From the beginning, Newfloor has been rooted in Italy's renowned tradition of craftsmanship, combining Italian design expertise with advanced technology to create flooring solutions that are both functional and visually distinctive.

A cornerstone of Newfloor's approach is its commitment to research and development. The company continually invests in innovative production techniques to stay ahead in the market and offer cutting-edge solutions. Newfloor's raised access flooring systems are tailored for a variety of applications, including commercial, industrial, and architectural spaces, and are widely known for their flexibility, durability, and style.

Newfloor products range from traditional and standard raised flooring to highly specialized flooring systems with integrated heating, cooling, or soundproofing features. Clients can choose from a wide array of materials, finishes, and customizations, including glass, wood, ceramics, and stone, to create unique environments that reflect the latest trends in design and architecture.

Working closely with architects, engineers, and designers, Newfloor's team collaborates on projects worldwide to deliver solutions that meet specific functional and aesthetic requirements. Each flooring project is crafted with attention to quality and design, meeting the demands of high-traffic areas while offering the elegance and adaptability clients expect. The company also follows rigorous quality standards throughout the production process.

Through its dedication to quality, innovation, and client satisfaction, Newfloor has become a trusted name in the industry, known for transforming spaces with elevated, refined, and resilient flooring solutions.

Product-related or management system-related certifications: ISO 9001, LEED Certification, 100% Made in Italy / System -IT01 Certification.

Product name: G30HAC

Product description: Core 30 mm of calcium sulphate reinforced with cellulosic organic fibers, high density (Kg/m<sup>3</sup> 1500), class "0" fire reaction according to International standard. Perimetral edge 0,5 mm thk no creak self extinguishing plastic PVC band. Carpet on top. Bottom covering aluminium foil 0,05 mm with no scratch and no rip surface.

UN CPC code: 37530 - Articles of plaster or of compositions based on plaster.

Other codes for product classification: HS code 68 09 90 00

Geographical scope: the modules A1-A3 refer to EU27 (mainly Italy)

Module C has been modelled considering the Italian waste scenario, as more than the 99% of 2023 production has been sold in Italy.

### LCA information

Declared unit: 1 m<sup>2</sup> of product and its packaging, sold in panels of 60x60x3cm (top covering excluded) and weight 50,47 kg/m<sup>2</sup>

Time representativeness: The data used to carry out the LCI analysis were collected in the year 2024 and refer to a 12-month period that corresponds to the year 2023.

Database(s) and LCA software used: Ecoinvent 3.9.1 and Industry Data 2.0; SimaPro v 9.6.0.1

Description of system boundaries: Cradle to gate with modules C1–C4 and module D (A1–A3 + C + D).

The product stage (A1-A3) includes:

- A1 - Raw material extraction and processing, production of semi-finished products, production of maintenance materials, electricity generation and production of fuels, steam and other energy carriers used in upstream processes and manufacturing.
- A2 - Transport of raw materials to the manufacturer
- A3 - Manufacturing: production of packaging for distribution and its transport, emissions, process waste production and processing.

The deconstruction stage (C1-C4) includes:

- C1 -The panel is designed to be assembled and disassembled manually and therefore does not have attributable impacts.
- C2 -Transport of the disassembled panel to the collection center
- C3 - End-of-life product treatment process with material recycling
- C4 - Residues from the treatment process sent to landfill

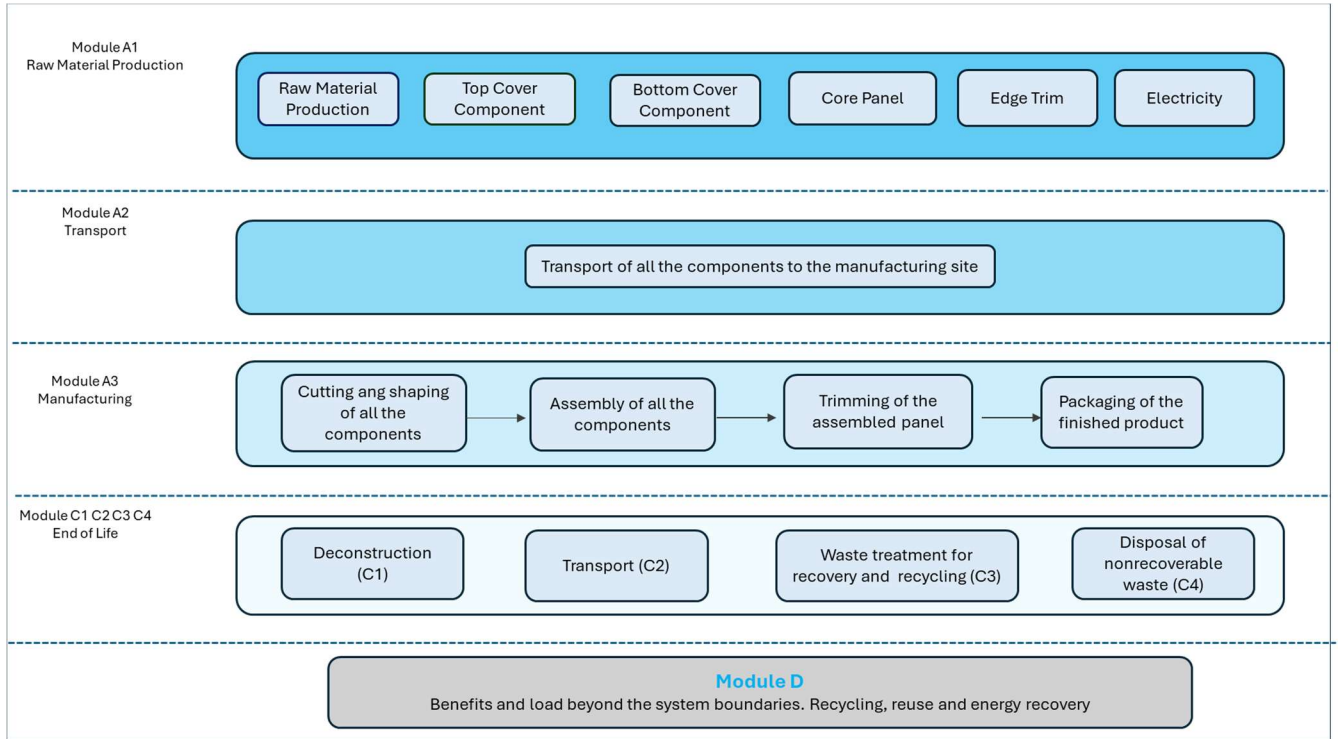
Avoided impacts (D): the product and its components are considered to be recovered as fillers, the worst case scenario, and the avoided impacts are those of recovered backfilling (grinded gravel).

The disposal scenario (Modules C3-C4) was made assuming 80% material recycling and 20% landfill disposal, on the basis of the data reported by the national authorities in charge of. The distance between the deconstruction and the collection site is estimated in ca 40km.

The following processes are not included: manufacture of production equipment, buildings and other capital goods, staff business trips, office heating, round trips of staff and research and development activities.

Fundamental processes that are not listed may also be included. In the present study, the production of at least 95% of the total weight of the declared product, including packaging, is considered.

**System diagram:**



**More information:** <https://www.newfloor.net/en>

Name and contact information of LCA practitioner: Ma.P.P.In.GLCA Team, Quota Sette SRL

Contact: [info@mappinglca.com](mailto:info@mappinglca.com)

Modules declared, geographical scope, share of specific data (in GWP-GHG results) and data variation (in GWP-GHG results):

	Product stage			Construction process stage		Use stage							End of life stage				Resource recovery stage
	Raw material supply	Transport	Manufacturing	Transport	Construction installation	Use	Maintenance	Repair	Replacement	Refurbishment	Operational energy use	Operational water use	De-construction demolition	Transport	Waste processing	Disposal	Reuse-Recovery-Recycling-potential
Module	A1	A2	A3	A4	A5	B1	B2	B3	B4	B5	B6	B7	C1	C2	C3	C4	D
Modules declared	X	X	X	ND	ND	ND	ND	ND	ND	ND	ND	ND	X	X	X	X	X
Geography	EU27	EU27	IT	X	X	X	X	X	X	X	X	X	IT	IT	IT	IT	GLO
Specific data used	19%			-	-	-	-	-	-	-	-	-	-	-	-	-	-
Variation – products	n/a			-	-	-	-	-	-	-	-	-	-	-	-	-	-
Variation – sites	n/a			-	-	-	-	-	-	-	-	-	-	-	-	-	-

More information

Electricity data sources in the manufacturing process in A3: "Electricity, medium voltage {IT}| electricity, medium voltage, residual mix" in Ecoinvent 3.9.1

Climate Impact of the specific mix used: 0,619 Kg CO2 eq /kWh

## Content information

Product components	Weight, kg	Post-consumer recycled material, weight% of product	Biogenic material, weight-% of product	Biogenic material, kg C/product
Core panel (calcium sulphate with cellulose fiber)	48,3	7%	4%	1,9
Edge trim (PVC plastic band)	0,33	0%	0%	0,0
Bottom covering (aluminium foil)	0,11	0%	0%	0,0
Top covering (carpet)	1,35	0%		
Resins	0,38	0%	0%	0,0
TOTAL	50,47	7%	4%	0,0
Packaging materials	Weight, kg		Weight-% (versus the product)	Weight biogenic carbon, kg C/kg
Paper box	0,35		<5%	
Wood Pallet	0,50		<5%	
TOTAL	0,85			

The declared products do not contain substances listed in the “Candidate List of Substances of Very High Concern (SVHC) for authorisation” exceeding 0.1% of the weight of product.

## Results of the environmental performance indicators

Mandatory impact category indicators (according to EN 15804+A2 EF 3.1, February 2023.)

Results per functional or declared unit							
Indicator	Unit	A1-A3	C1	C2	C3	C4	D
(GWP-total)	kg CO <sub>2</sub> eq.	1,68E+01	0,00E+00	3,89E-01	0,00E+00	7,78E+00	-4,00E-01
(GWP-fossil)	kg CO <sub>2</sub> eq.	2,45E+01	0,00E+00	3,89E-01	0,00E+00	6,55E-02	-3,99E-01
(GWP-biogenic)	kg CO <sub>2</sub> eq.	-7,67E+00	0,00E+00	1,24E-04	0,00E+00	7,71E+00	-2,35E-04
(GWP-luluc)	kg CO <sub>2</sub> eq.	1,75E-02	0,00E+00	1,90E-04	0,00E+00	3,95E-05	-5,04E-04
ODP	kg CFC 11 eq.	4,79E-06	0,00E+00	8,51E-09	0,00E+00	1,90E-09	-3,87E-04
AP	mol H <sup>+</sup> eq.	3,42E-02	0,00E+00	1,61E-03	0,00E+00	4,93E-04	-3,65E-09
EP-freshwater	kg P eq.	1,80E-03	0,00E+00	2,74E-05	0,00E+00	5,45E-06	-2,48E-03
EP-marine	kg N eq.	8,37E-03	0,00E+00	6,14E-04	0,00E+00	1,89E-04	-1,30E-04
EP-terrestrial	mol N eq.	8,50E-02	0,00E+00	6,55E-03	0,00E+00	2,03E-03	-5,89E-04
POCP	kg NMVOC eq.	4,27E-02	0,00E+00	2,36E-03	0,00E+00	7,06E-04	-7,09E-03
ADP-minerals&metals*	kg Sb eq.	2,69E-05	0,00E+00	1,26E-06	0,00E+00	9,09E-08	-1,99E-03
ADP-fossil*	MJ	1,93E+02	0,00E+00	5,55E+00	0,00E+00	1,63E+00	-2,12E-06
WDP*	m <sup>3</sup>	-1,25E+00	0,00E+00	2,26E-02	0,00E+00	7,21E-02	-4,81E+00
Acronyms	GWP-fossil = Global Warming Potential fossil fuels; GWP-biogenic = Global Warming Potential biogenic; GWP-luluc = Global Warming Potential land use and land use change; ODP = Depletion potential of the stratospheric ozone layer; AP = Acidification potential, Accumulated Exceedance; EP-freshwater = Eutrophication potential, fraction of nutrients reaching freshwater end compartment; EP-marine = Eutrophication potential, fraction of nutrients reaching marine end compartment; EP-terrestrial = Eutrophication potential, Accumulated Exceedance; POCP = Formation potential of tropospheric ozone; ADP-minerals&metals = Abiotic depletion potential for non-fossil resources; ADP-fossil = Abiotic depletion for fossil resources potential; WDP = Water (user) deprivation potential, deprivation-weighted water consumption						

**\* Disclaimers:**

The results of this environmental impact indicator shall be used with care as the uncertainties of these results are high or as there is limited experience with the indicator.

The estimated impact results are only relative statements, which do not indicate the endpoints of the impact categories, exceeding threshold values, safety margins and/or risks.

It is discouraging the use of the results of modules A1-A3 (A1-A5 for services) without considering the results of module C.

### Additional mandatory and voluntary impact category indicators

Results per functional or declared unit							
Indicator	Unit	A1-A3	C1	C2	C3	C4	D
<u>GWP-GHG[1]</u>	kg CO <sub>2</sub> eq.	1,01E+01	0,00E+00	3,89E-01	0,00E+00	6,55E-02	-4,00E-01
Additional voluntary indicators e.g. the voluntary indicators from EN 15804 or the global indicators according to ISO 21930:2017							

<sup>1</sup> This indicator accounts for all greenhouse gases except biogenic carbon dioxide uptake and emissions and biogenic carbon stored in the product. As such, the indicator is identical to GWP-total except that the CF for biogenic CO<sub>2</sub> is set to zero.

## Resource use indicators

Results per functional or declared unit							
Indicator	Unit	A1-A3	C1	C2	C3	C4	D
PERE	MJ	9,33E+01	0,00E+00	8,61E-02	-7,28E+01	1,38E-02	-4,06E-01
PERM	MJ	1,56E+01	0,00E+00	0,00E+00	-1,47E+01	0,00E+00	0,00E+00
PERT	MJ	1,09E+02	0,00E+00	8,61E-02	-8,73E+01	1,38E-02	-4,06E-01
PENRE	MJ	3,66E+02	0,00E+00	5,90E+00	-1,62E+02	1,73E+00	-5,12E+00
PENRM	MJ	5,97E+01	0,00E+00	0,00E+00	-1,36E+01	0,00E+00	0,00E+00
PENRT	MJ	4,26E+02	0,00E+00	5,90E+00	-1,76E+02	1,73E+00	-5,12E+00
SM	kg	3,94E+00	0,00E+00	0,00E+00	0,00E+00	0,00E+00	0,00E+00
RSF	MJ	0,00E+00	0,00E+00	0,00E+00	0,00E+00	0,00E+00	0,00E+00
NRSF	MJ	0,00E+00	0,00E+00	0,00E+00	0,00E+00	0,00E+00	0,00E+00
FW	m <sup>3</sup>	1,46E-02	0,00E+00	7,90E-04	0,00E+00	1,73E-03	-1,43E-02
Acronyms	PERE = Use of renewable primary energy excluding renewable primary energy resources used as raw materials; PERM = Use of renewable primary energy resources used as raw materials; PERT = Total use of renewable primary energy resources; PENRE = Use of non-renewable primary energy excluding non-renewable primary energy resources used as raw materials; PENRM = Use of non-renewable primary energy resources used as raw materials; PENRT = Total use of non-renewable primary energy re-sources; SM = Use of secondary material; RSF = Use of renewable secondary fuels; NRSF = Use of non-renewable secondary fuels; FW = Use of net fresh water						

The energy used as raw material is declared as an input to the module where it enters the product system, and as an output from the product system if it exits the product system as useful energy. Energy content that is wasted in a landfill remains as part of the indicator for energy used for raw materials. (as per Option C, Annex 3, PCR 2019:14 VERSION 1.3.4)

## Waste indicators

Results per functional or declared unit							
Indicator	Unit	A1-A3	C1	C2	C3	C4	D
Hazardous waste disposed	kg	7,44E-03	0,00E+00	3,53E-05	0,00E+00	8,64E-06	-1,86E-05
Non-hazardous waste disposed	kg	3,95E+00	0,00E+00	2,71E-01	0,00E+00	1,08E+01	-8,56E-02
Radioactive waste disposed	kg	2,24E-04	0,00E+00	1,80E-06	0,00E+00	2,41E-07	-8,53E-06

## Output flow indicators

Results per functional or declared unit							
Indicator	Unit	A1-A3	C1	C2	C3	C4	D
Components for re-use	kg	0,00E+00	0,00E+00	0,00E+00	0,00E+00	0,00E+00	0,00E+00
Material for recycling	kg	1,37E+00	0,00E+00	0,00E+00	0,00E+00	4,39E+01	0,00E+00
Materials for energy recovery	kg	0,00E+00	0,00E+00	0,00E+00	0,00E+00	0,00E+00	0,00E+00
Exported energy, electricity	MJ	0,00E+00	0,00E+00	0,00E+00	0,00E+00	0,00E+00	0,00E+00
Exported energy, thermal	MJ	0,00E+00	0,00E+00	0,00E+00	0,00E+00	0,00E+00	0,00E+00

## Additional environmental information

### Packaging Solutions

To enhance recyclability, Newfloor has adopted the use of cardboard caps and paper adhesive tape. This choice not only creates uniformity in materials but also simplifies the disposal process. The entire packaging can be classified under CER 150101 (paper and cardboard), facilitating more efficient recycling and disposal.

### Wooden Pallets

The company's wooden pallets are classified as CER 150103 (wooden packaging), ensuring that they are handled appropriately at the end of their life cycle.

### Raised Access Floor Panels

The disposal of raised access floor panels is more complex due to their composite nature. These panels are categorized as CER 170904 (mixed waste from construction and demolition). Newfloor provides clear guidance on managing this waste: it can be collected in designated containers on-site or stacked in specific areas for later removal by trained personnel, ensuring compliance with regulations at authorized disposal facilities.

### Storage Conditions

Proper storage is crucial for maintaining product quality. Materials should be kept in a dry, covered environment, and after installation, ambient conditions must be monitored. The temperature should be maintained between 10°C and 35°C, with relative humidity between 40% and 70%.

### Cleaning and Maintenance

Cleaning raised access floors requires attention to detail. A damp cloth with neutral detergents is recommended to avoid damage. Care should be taken to prevent standing water and excessive humidity, which can harm both the panels and the systems beneath them.

## Differences versus previous versions

- *This is the first emission*

## References

- Report LCA G30HA rev 2 M.A.P.P.In.G LCA, Quotasette srl
- ISO 14021:2016 Environmental labels and declarations — Self-declared environmental claims (Type II environmental labelling)
- General Program Instructions for the International EPD System, version 4.0, dated 2021-03-29, [www.environdec.com](http://www.environdec.com)
- PCR 2019:14: "construction products" version 1.3.4 del 2024-04-30.
- ISO 14063:2006, Environmental management -- Environmental communication -- Guidelines and examples
- ISO 14020:2000, Environmental labels and declarations – General principles
- ISO 14025:2006 Environmental labels and declarations - Type III environmental declarations - Principles and procedures, International Organization for Standardization, Geneva, Switzerland
- ISO 14040:2006 + Amd 1:2020, Environmental management – Life cycle assessment – Principles and framework
- ISO (2006c), ISO 14044: 2006 + Amd 1:2017 + Amd 2 2020, Environmental management – Life cycle assessment – Requirements and guidelines
- ILCD handbook, International Reference Life Data System, General guide for Life Cycle Assessment – Detailed guidance, JRC European Commission
- <https://sima-srl.it/servizi/recupero-dei-rifiuti/>
- [\*Rifiuti da Costruzione e Demolizione \(C&D\) - Agenzia Regionale per la Prevenzione e Protezione Ambientale del Veneto \(arpa.veneto.it\)\*](http://Rifiuti da Costruzione e Demolizione (C&D) - Agenzia Regionale per la Prevenzione e Protezione Ambientale del Veneto (arpa.veneto.it))
- ISPRA: Rapporto Rifiuti Speciali Edizione 2023 - <https://www.isprambiente.gov.it/it/pubblicazioni/rapporti/rapporto-rifiuti-speciali-edizione-2023>



# Environmental Product Declaration



THE INTERNATIONAL EPD® SYSTEM



In accordance with ISO 14025:2006 and EN 15804:2012+A2:2019/AC:2021 for:

## *G30HA – HPL (G30HAH)*

from

**Newfloor s.r.l.**



Programme:	The International EPD® System, <a href="http://www.environdec.com">www.environdec.com</a>
Programme operator:	EPD International AB
EPD registration number:	EPD-IES-0002922
Publication date:	2024-12-20
Valid until:	2029-12-19

*An EPD should provide current information and may be updated if conditions change. The stated validity is therefore subject to the continued registration and publication at [www.environdec.com](http://www.environdec.com)*



## General information

### Programme information

<b>Programme:</b>	The International EPD <sup>®</sup> System
<b>Address:</b>	EPD International AB Box 210 60 SE-100 31 Stockholm Sweden
<b>Website:</b>	<a href="http://www.environdec.com">www.environdec.com</a>
<b>E-mail:</b>	<a href="mailto:info@environdec.com">info@environdec.com</a>

### Accountabilities for PCR, LCA and independent, third-party verification

#### Product Category Rules (PCR)

CEN standard EN 15804 serves as the Core Product Category Rules (PCR)

Product Category Rules (PCR): < CONSTRUCTION PRODUCTS, 2019:14, version 1.3.4 and UN CPC 37530 >

PCR review was conducted by: The Technical Committee of the International EPD System. See [www.environdec.com](http://www.environdec.com) for a list of members. Review chair: Claudia A. Peña, University of Concepción, Chile. The review panel may be contacted via the Secretariat [www.environdec.com/contact](http://www.environdec.com/contact)." via [info@environdec.com](mailto:info@environdec.com)

#### Life Cycle Assessment (LCA)

LCA accountability: < Ma.P.P.In.GLCA,Quota Sette SRL >

#### Third-party verification

Independent third-party verification of the declaration and data, according to ISO 14025:2006, via:

EPD verification by individual verifier

Third-party verifier: *Paolo Simon Ostan, Environmental Engineer*

Approved by: The International EPD<sup>®</sup> System

Procedure for follow-up of data during EPD validity involves third party verifier:

Yes       No

The EPD owner has the sole ownership, liability, and responsibility for the EPD.

EPDs within the same product category but registered in different EPD programmes, or not compliant with EN 15804, may not be comparable. For two EPDs to be comparable, they must be based on the same PCR (including the same version number) or be based on fully-aligned PCRs or versions of PCRs; cover products with identical functions, technical performances and use (e.g. identical declared/functional units); have equivalent system boundaries and descriptions of data; apply equivalent data quality requirements, methods of data collection, and allocation methods; apply

identical cut-off rules and impact assessment methods (including the same version of characterisation factors); have equivalent content declarations; and be valid at the time of comparison. For further information about comparability, see EN 15804 and ISO 14025.

## Product information

Owner of the EPD: Newfloor s.r.l., Via Della Tecnica 10, Codevigo (PD)

Contact: info@newfloor.net

Name and location of production site: Newfloor s.r.l. – Via della Tecnica n.10, 35020 Codevigo (Padova) - Italy

Newfloor s.r.l. is a dynamic, family-owned Italian company specializing in the production of high-quality, customizable raised flooring systems. Founded in 1986, Newfloor has grown into a global presence in the raised flooring sector, headquartered in Codevigo in Italy's Veneto Region. From the beginning, Newfloor has been rooted in Italy's renowned tradition of craftsmanship, combining Italian design expertise with advanced technology to create flooring solutions that are both functional and visually distinctive.

A cornerstone of Newfloor's approach is its commitment to research and development. The company continually invests in innovative production techniques to stay ahead in the market and offer cutting-edge solutions. Newfloor's raised access flooring systems are tailored for a variety of applications, including commercial, industrial, and architectural spaces, and are widely known for their flexibility, durability, and style.

Newfloor products range from traditional and standard raised flooring to highly specialized flooring systems with integrated heating, cooling, or soundproofing features. Clients can choose from a wide array of materials, finishes, and customizations, including glass, wood, ceramics, and stone, to create unique environments that reflect the latest trends in design and architecture.

Working closely with architects, engineers, and designers, Newfloor's team collaborates on projects worldwide to deliver solutions that meet specific functional and aesthetic requirements. Each flooring project is crafted with attention to quality and design, meeting the demands of high-traffic areas while offering the elegance and adaptability clients expect. The company also follows rigorous quality standards throughout the production process.

Through its dedication to quality, innovation, and client satisfaction, Newfloor has become a trusted name in the industry, known for transforming spaces with elevated, refined, and resilient flooring solutions.

Product-related or management system-related certifications: ISO 9001, LEED Certification, 100% Made in Italy / System -IT01 Certification.

Product name: G30HAH

Product description: Core 30 mm of calcium sulphate reinforced with cellulosic organic fibers, high density (Kg/m<sup>3</sup> 1500), class "0" fire reaction according to International standard. Perimetral edge 0,5 mm thk no creak self extinguishing plastic PVC band. HPL on top. Bottom covering aluminium foil 0,05 mm with no scratch and no rip surface.

UN CPC code: 37530 - Articles of plaster or of compositions based on plaster.

Other codes for product classification: HS code 68 09 90 00

Geographical scope: the modules A1-A3 refer to EU27 (mainly Italy)

Module C has been modelled considering the Italian waste scenario, as more than the 99% of 2023 production has been sold in Italy.

### LCA information

Declared unit: 1 m<sup>2</sup> of product and its packaging, sold in panels of 60x60x3cm (top covering excluded) and weight 50,89 kg/m<sup>2</sup>

Time representativeness: The data used to carry out the LCI analysis were collected in the year 2024 and refer to a 12-month period that corresponds to the year 2023.

Database(s) and LCA software used: Ecoinvent 3.9.1 and Industry Data 2.0; SimaPro v 9.6.0.1

Description of system boundaries: Cradle to gate with modules C1–C4 and module D (A1–A3 + C + D).

The product stage (A1-A3) includes:

- A1 - Raw material extraction and processing, production of semi-finished products, production of maintenance materials, electricity generation and production of fuels, steam and other energy carriers used in upstream processes and manufacturing.
- A2 - Transport of raw materials to the manufacturer
- A3 - Manufacturing: production of packaging for distribution and its transport, emissions, process waste production and processing.

The deconstruction stage (C1-C4) includes:

- C1 -The panel is designed to be assembled and disassembled manually and therefore does not have attributable impacts.
- C2 -Transport of the disassembled panel to the collection center
- C3 - End-of-life product treatment process with material recycling
- C4 - Residues from the treatment process sent to landfill

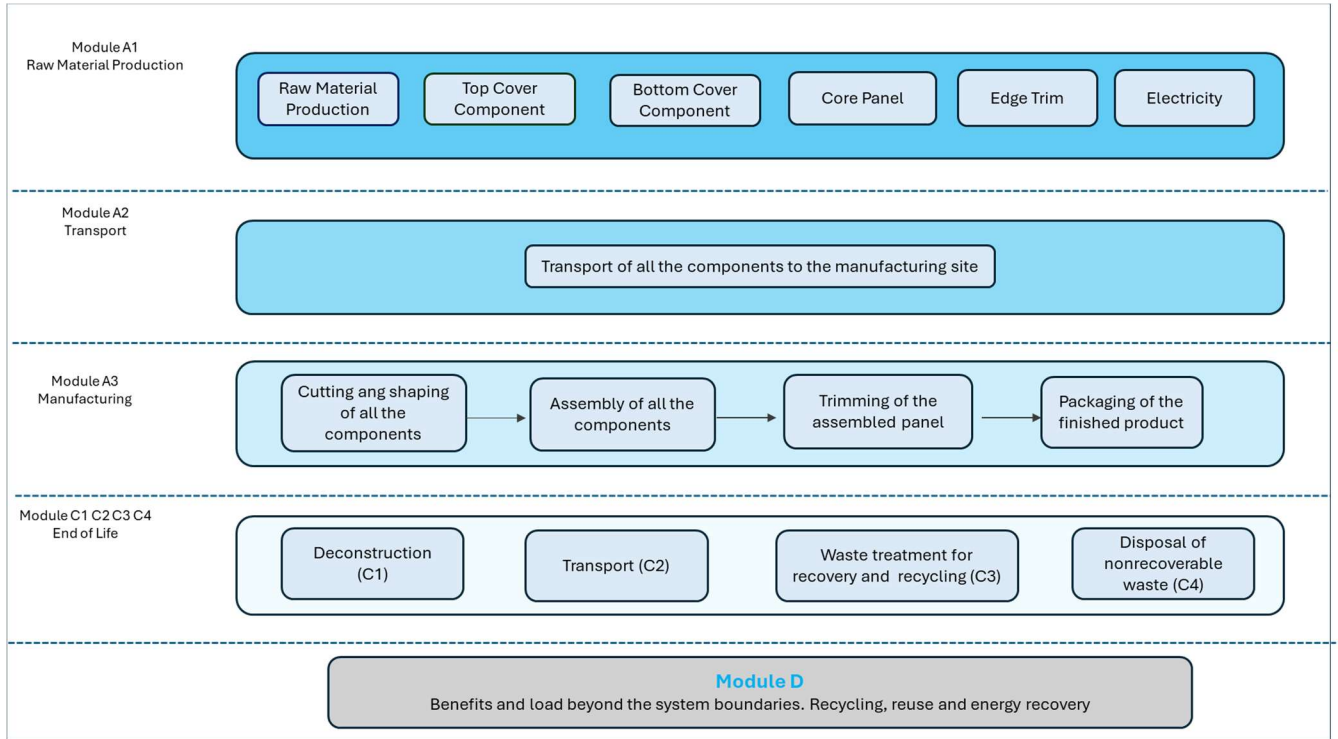
Avoided impacts (D): the product and its components are considered to be recovered as fillers, the worst case scenario, and the avoided impacts are those of recovered backfilling (grinded gravel).

The disposal scenario (Modules C3-C4) was made assuming 80% material recycling and 20% landfill disposal, on the basis of the data reported by the national authorities in charge of. The distance between the deconstruction and the collection site is estimated in ca 40km.

The following processes are not included: manufacture of production equipment, buildings and other capital goods, staff business trips, office heating, round trips of staff and research and development activities.

Fundamental processes that are not listed may also be included. In the present study, the production of at least 95% of the total weight of the declared product, including packaging, is considered.

**System diagram:**



**More information:** <https://www.newfloor.net/en>

Name and contact information of LCA practitioner: Ma.P.P.In.GLCA Team, Quota Sette SRL

Contact: [info@mappinglca.com](mailto:info@mappinglca.com)

Modules declared, geographical scope, share of specific data (in GWP-GHG results) and data variation (in GWP-GHG results):

	Product stage			Construction process stage		Use stage							End of life stage				Resource recovery stage
	Raw material supply	Transport	Manufacturing	Transport	Construction installation	Use	Maintenance	Repair	Replacement	Refurbishment	Operational energy use	Operational water use	De-construction demolition	Transport	Waste processing	Disposal	Reuse-Recovery-Recycling-potential
Module	A1	A2	A3	A4	A5	B1	B2	B3	B4	B5	B6	B7	C1	C2	C3	C4	D
Modules declared	X	X	X	ND	ND	ND	ND	ND	ND	ND	ND	ND	X	X	X	X	X
Geography	EU27	EU27	IT	X	X	X	X	X	X	X	X	X	IT	IT	IT	IT	GLO
Specific data used	21%			-	-	-	-	-	-	-	-	-	-	-	-	-	-
Variation – products	n/a			-	-	-	-	-	-	-	-	-	-	-	-	-	-
Variation – sites	n/a			-	-	-	-	-	-	-	-	-	-	-	-	-	-

More information

Electricity data sources in the manufacturing process in A3: "Electricity, medium voltage {IT}| electricity, medium voltage, residual mix" in Ecoinvent 3.9.1

Climate Impact of the specific mix used: 0,619 Kg CO2 eq /kWh

## Content information

Product components	Weight, kg	Post-consumer recycled material, weight% of product	Biogenic material, weight-% of product	Biogenic material, kg C/product
Core panel (calcium sulphate with cellulose fiber)	48,3	7%	4%	1,9
Edge trim (PVC plastic band)	0,33	0%	0%	0,0
Bottom covering (aluminium foil)	0,11	0%	0%	0,0
Top covering (HPL)	1,77	0%	1%	0,4
Resins	0,38	0%	0%	0,0
TOTAL	50,89	7%	5%	2,3
Packaging materials	Weight, kg		Weight-% (versus the product)	Weight biogenic carbon, kg C/kg
Paper box	0,35		<5%	
Wood Pallet	0,5		<5%	
TOTAL	0,85			

The declared products do not contain substances listed in the “Candidate List of Substances of Very High Concern (SVHC) for authorisation” exceeding 0.1% of the weight of product.

## Results of the environmental performance indicators

Mandatory impact category indicators (according to EN 15804+A2 EF 3.1, February 2023.)

Results per functional or declared unit							
Indicator	Unit	A1-A3	C1	C2	C3	C4	D
(GWP-total)	kg CO <sub>2</sub> eq.	1,26E+01	0,00E+00	3,92E-01	0,00E+00	9,56E+00	-4,03E-01
(GWP-fossil)	kg CO <sub>2</sub> eq.	2,21E+01	0,00E+00	3,92E-01	0,00E+00	6,60E-02	-4,02E-01
(GWP-biogenic)	kg CO <sub>2</sub> eq.	-9,46E+00	0,00E+00	1,25E-04	0,00E+00	9,50E+00	-2,37E-04
(GWP-luluc)	kg CO <sub>2</sub> eq.	1,85E-02	0,00E+00	1,91E-04	0,00E+00	3,98E-05	-5,08E-04
ODP	kg CFC 11 eq.	5,95E-07	0,00E+00	8,58E-09	0,00E+00	1,91E-09	-3,90E-04
AP	mol H <sup>+</sup> eq.	1,17E-02	0,00E+00	1,62E-03	0,00E+00	4,97E-04	-3,68E-09
EP-freshwater	kg P eq.	4,31E-04	0,00E+00	2,76E-05	0,00E+00	5,49E-06	-2,50E-03
EP-marine	kg N eq.	3,16E-03	0,00E+00	6,19E-04	0,00E+00	1,91E-04	-1,31E-04
EP-terrestrial	mol N eq.	3,36E-02	0,00E+00	6,60E-03	0,00E+00	2,04E-03	-5,94E-04
POCP	kg NMVOC eq.	1,67E-02	0,00E+00	2,37E-03	0,00E+00	7,12E-04	-7,14E-03
ADP-minerals&metals*	kg Sb eq.	8,00E-06	0,00E+00	1,27E-06	0,00E+00	9,16E-08	-2,00E-03
ADP-fossil*	MJ	5,53E+01	0,00E+00	5,59E+00	0,00E+00	1,64E+00	-2,13E-06
WDP*	m <sup>3</sup>	6,43E-01	0,00E+00	2,28E-02	0,00E+00	7,26E-02	-4,85E+00
Acronyms	GWP-fossil = Global Warming Potential fossil fuels; GWP-biogenic = Global Warming Potential biogenic; GWP-luluc = Global Warming Potential land use and land use change; ODP = Depletion potential of the stratospheric ozone layer; AP = Acidification potential, Accumulated Exceedance; EP-freshwater = Eutrophication potential, fraction of nutrients reaching freshwater end compartment; EP-marine = Eutrophication potential, fraction of nutrients reaching marine end compartment; EP-terrestrial = Eutrophication potential, Accumulated Exceedance; POCP = Formation potential of tropospheric ozone; ADP-minerals&metals = Abiotic depletion potential for non-fossil resources; ADP-fossil = Abiotic depletion for fossil resources potential; WDP = Water (user) deprivation potential, deprivation-weighted water consumption						

**\* Disclaimers:**

The results of this environmental impact indicator shall be used with care as the uncertainties of these results are high or as there is limited experience with the indicator.

The estimated impact results are only relative statements, which do not indicate the endpoints of the impact categories, exceeding threshold values, safety margins and/or risks.

It is discouraging the use of the results of modules A1-A3 (A1-A5 for services) without considering the results of module C.

### Additional mandatory and voluntary impact category indicators

Results per functional or declared unit							
Indicator	Unit	A1-A3	C1	C2	C3	C4	D
<u>GWP-GHG[1]</u>	kg CO <sub>2</sub> eq.	3,82E+00	0,00E+00	3,92E-01	0,00E+00	6,60E-02	-4,03E-01
Additional voluntary indicators e.g. the voluntary indicators from EN 15804 or the global indicators according to ISO 21930:2017							

<sup>1</sup> This indicator accounts for all greenhouse gases except biogenic carbon dioxide uptake and emissions and biogenic carbon stored in the product. As such, the indicator is identical to GWP-total except that the CF for biogenic CO<sub>2</sub> is set to zero.

## Resource use indicators

Results per functional or declared unit							
Indicator	Unit	A1-A3	C1	C2	C3	C4	D
PERE	MJ	1,34E+02	0,00E+00	8,67E-02	-1,09E+02	1,39E-02	-4,09E-01
PERM	MJ	3,06E+01	0,00E+00	0,00E+00	-2,67E+01	0,00E+00	0,00E+00
PERT	MJ	1,65E+02	0,00E+00	8,67E-02	-1,36E+02	1,39E-02	-4,09E-01
PENRE	MJ	3,10E+02	0,00E+00	5,94E+00	-2,02E+02	1,75E+00	-5,16E+00
PENRM	MJ	3,22E+01	0,00E+00	0,00E+00	-2,58E+01	0,00E+00	0,00E+00
PENRT	MJ	3,42E+02	0,00E+00	5,94E+00	-2,28E+02	1,75E+00	-5,16E+00
SM	kg	3,94E+00	0,00E+00	0,00E+00	0,00E+00	0,00E+00	0,00E+00
RSF	MJ	0,00E+00	0,00E+00	0,00E+00	0,00E+00	0,00E+00	0,00E+00
NRSF	MJ	0,00E+00	0,00E+00	0,00E+00	0,00E+00	0,00E+00	0,00E+00
FW	m <sup>3</sup>	1,77E-01	0,00E+00	7,97E-04	0,00E+00	1,75E-03	-1,45E-02
Acronyms	PERE = Use of renewable primary energy excluding renewable primary energy resources used as raw materials; PERM = Use of renewable primary energy resources used as raw materials; PERT = Total use of renewable primary energy resources; PENRE = Use of non-renewable primary energy excluding non-renewable primary energy resources used as raw materials; PENRM = Use of non-renewable primary energy resources used as raw materials; PENRT = Total use of non-renewable primary energy re-sources; SM = Use of secondary material; RSF = Use of renewable secondary fuels; NRSF = Use of non-renewable secondary fuels; FW = Use of net fresh water						

The energy used as raw material is declared as an input to the module where it enters the product system, and as an output from the product system if it exits the product system as useful energy. Energy content that is wasted in a landfill remains as part of the indicator for energy used for raw materials. (as per Option C, Annex 3, PCR 2019:14 VERSION 1.3.4)

## Waste indicators

Results per functional or declared unit							
Indicator	Unit	A1-A3	C1	C2	C3	C4	D
Hazardous waste disposed	kg	8,11E-04	0,00E+00	3,56E-05	0,00E+00	8,71E-06	-1,88E-05
Non-hazardous waste disposed	kg	4,23E+00	0,00E+00	2,73E-01	0,00E+00	1,09E+01	-8,63E-02
Radioactive waste disposed	kg	2,15E-04	0,00E+00	1,82E-06	0,00E+00	2,43E-07	-8,60E-06

## Output flow indicators

Results per functional or declared unit							
Indicator	Unit	A1-A3	C1	C2	C3	C4	D
Components for re-use	kg	0,00E+00	0,00E+00	0,00E+00	0,00E+00	0,00E+00	0,00E+00
Material for recycling	kg	1,37E+00	0,00E+00	0,00E+00	0,00E+00	4,43E+01	0,00E+00
Materials for energy recovery	kg	0,00E+00	0,00E+00	0,00E+00	0,00E+00	0,00E+00	0,00E+00
Exported energy, electricity	MJ	0,00E+00	0,00E+00	0,00E+00	0,00E+00	0,00E+00	0,00E+00
Exported energy, thermal	MJ	0,00E+00	0,00E+00	0,00E+00	0,00E+00	0,00E+00	0,00E+00

## Additional environmental information

### Packaging Solutions

To enhance recyclability, Newfloor has adopted the use of cardboard caps and paper adhesive tape. This choice not only creates uniformity in materials but also simplifies the disposal process. The entire packaging can be classified under CER 150101 (paper and cardboard), facilitating more efficient recycling and disposal.

### Wooden Pallets

The company's wooden pallets are classified as CER 150103 (wooden packaging), ensuring that they are handled appropriately at the end of their life cycle.

### Raised Access Floor Panels

The disposal of raised access floor panels is more complex due to their composite nature. These panels are categorized as CER 170904 (mixed waste from construction and demolition). Newfloor provides clear guidance on managing this waste: it can be collected in designated containers on-site or stacked in specific areas for later removal by trained personnel, ensuring compliance with regulations at authorized disposal facilities.

### Storage Conditions

Proper storage is crucial for maintaining product quality. Materials should be kept in a dry, covered environment, and after installation, ambient conditions must be monitored. The temperature should be maintained between 10°C and 35°C, with relative humidity between 40% and 70%.

### Cleaning and Maintenance

Cleaning raised access floors requires attention to detail. A damp cloth with neutral detergents is recommended to avoid damage. Care should be taken to prevent standing water and excessive humidity, which can harm both the panels and the systems beneath them.

## Differences versus previous versions

- *This is the first emission*

## References

- Report LCA G30HA rev 2 M.A.P.P.In.G LCA, Quotasette srl
- ISO 14021:2016 Environmental labels and declarations — Self-declared environmental claims (Type II environmental labelling)
- General Program Instructions for the International EPD System, version 4.0, dated 2021-03-29, [www.environdec.com](http://www.environdec.com)
- PCR 2019:14: "construction products" version 1.3.4 del 2024-04-30.
- ISO 14063:2006, Environmental management -- Environmental communication -- Guidelines and examples
- ISO 14020:2000, Environmental labels and declarations – General principles
- ISO 14025:2006 Environmental labels and declarations - Type III environmental declarations - Principles and procedures, International Organization for Standardization, Geneva, Switzerland
- ISO 14040:2006 + Amd 1:2020, Environmental management – Life cycle assessment – Principles and framework
- ISO (2006c), ISO 14044: 2006 + Amd 1:2017 + Amd 2 2020, Environmental management – Life cycle assessment – Requirements and guidelines
- ILCD handbook, International Reference Life Data System, General guide for Life Cycle Assessment – Detailed guidance, JRC European Commission
- <https://sima-srl.it/servizi/recupero-dei-rifiuti/>
- [Rifiuti da Costruzione e Demolizione \(C&D\) - Agenzia Regionale per la Prevenzione e Protezione Ambientale del Veneto \(arpa.veneto.it\)](http://arpa.veneto.it)
- ISPRA: Rapporto Rifiuti Speciali Edizione 2023 - <https://www.isprambiente.gov.it/it/pubblicazioni/rapporti/rapporto-rifiuti-speciali-edizione-2023>



# Environmental Product Declaration



THE INTERNATIONAL EPD® SYSTEM



In accordance with ISO 14025:2006 and EN 15804:2012+A2:2019/AC:2021 for:

## **G30HA – Ceramic Grés (G30HAK)**

from

**Newfloor s.r.l.**



Programme:	The International EPD® System, <a href="http://www.environdec.com">www.environdec.com</a>
Programme operator:	EPD International AB
EPD registration number:	EPD-IES-0002920
Publication date:	2024-12-20
Valid until:	2029-12-19

*An EPD should provide current information and may be updated if conditions change. The stated validity is therefore subject to the continued registration and publication at [www.environdec.com](http://www.environdec.com)*



## General information

### Programme information

<b>Programme:</b>	The International EPD® System
<b>Address:</b>	EPD International AB Box 210 60 SE-100 31 Stockholm Sweden
<b>Website:</b>	<a href="http://www.environdec.com">www.environdec.com</a>
<b>E-mail:</b>	<a href="mailto:info@environdec.com">info@environdec.com</a>

### Accountabilities for PCR, LCA and independent, third-party verification

#### Product Category Rules (PCR)

CEN standard EN 15804 serves as the Core Product Category Rules (PCR)

Product Category Rules (PCR): < CONSTRUCTION PRODUCTS, 2019:14, version 1.3.4 and UN CPC 37530 >

PCR review was conducted by: The Technical Committee of the International EPD System. See [www.environdec.com](http://www.environdec.com) for a list of members. Review chair: Claudia A. Peña, University of Concepción, Chile. The review panel may be contacted via the Secretariat [www.environdec.com/contact](http://www.environdec.com/contact)." via [info@environdec.com](mailto:info@environdec.com)

#### Life Cycle Assessment (LCA)

LCA accountability: < Ma.P.P.In.GLCA,Quota Sette SRL >

#### Third-party verification

Independent third-party verification of the declaration and data, according to ISO 14025:2006, via:

EPD verification by individual verifier

Third-party verifier: *Paolo Simon Ostan, Environmental Engineer*

Approved by: The International EPD® System

Procedure for follow-up of data during EPD validity involves third party verifier:

Yes       No

The EPD owner has the sole ownership, liability, and responsibility for the EPD.

EPDs within the same product category but registered in different EPD programmes, or not compliant with EN 15804, may not be comparable. For two EPDs to be comparable, they must be based on the same PCR (including the same version number) or be based on fully-aligned PCRs or versions of PCRs; cover products with identical functions, technical performances and use (e.g. identical declared/functional units); have equivalent system boundaries and descriptions of data; apply equivalent data quality requirements, methods of data collection, and allocation methods; apply

identical cut-off rules and impact assessment methods (including the same version of characterisation factors); have equivalent content declarations; and be valid at the time of comparison. For further information about comparability, see EN 15804 and ISO 14025.

## Product information

Owner of the EPD: Newfloor s.r.l., Via Della Tecnica 10, Codevigo (PD)

Contact: info@newfloor.net

Name and location of production site: Newfloor s.r.l. – Via della Tecnica n.10, 35020 Codevigo (Padova) - Italy

Newfloor s.r.l. is a dynamic, family-owned Italian company specializing in the production of high-quality, customizable raised flooring systems. Founded in 1986, Newfloor has grown into a global presence in the raised flooring sector, headquartered in Codevigo in Italy's Veneto Region. From the beginning, Newfloor has been rooted in Italy's renowned tradition of craftsmanship, combining Italian design expertise with advanced technology to create flooring solutions that are both functional and visually distinctive.

A cornerstone of Newfloor's approach is its commitment to research and development. The company continually invests in innovative production techniques to stay ahead in the market and offer cutting-edge solutions. Newfloor's raised access flooring systems are tailored for a variety of applications, including commercial, industrial, and architectural spaces, and are widely known for their flexibility, durability, and style.

Newfloor products range from traditional and standard raised flooring to highly specialized flooring systems with integrated heating, cooling, or soundproofing features. Clients can choose from a wide array of materials, finishes, and customizations, including glass, wood, ceramics, and stone, to create unique environments that reflect the latest trends in design and architecture.

Working closely with architects, engineers, and designers, Newfloor's team collaborates on projects worldwide to deliver solutions that meet specific functional and aesthetic requirements. Each flooring project is crafted with attention to quality and design, meeting the demands of high-traffic areas while offering the elegance and adaptability clients expect. The company also follows rigorous quality standards throughout the production process.

Through its dedication to quality, innovation, and client satisfaction, Newfloor has become a trusted name in the industry, known for transforming spaces with elevated, refined, and resilient flooring solutions.

Product-related or management system-related certifications: ISO 9001, LEED Certification, 100% Made in Italy / System -IT01 Certification.

Product name: G30HAK

Product description: Core 30 mm of calcium sulphate reinforced with cellulosic organic fibers, high density (Kg/m<sup>3</sup> 1500), class "0" fire reaction according to International standard. Perimetral edge 0,5 mm thk no creak self extinguishing plastic PVC band. Ceramic grés on top. Bottom covering aluminium foil 0,05 mm with no scratch and no rip surface.

UN CPC code: 37530 - Articles of plaster or of compositions based on plaster.

Other codes for product classification: HS code 68 09 90 00

Geographical scope: the modules A1-A3 refer to EU27 (mainly Italy)

Module C has been modelled considering the Italian waste scenario, as more than the 99% of 2023 production has been sold in Italy.

### LCA information

Declared unit: 1 m<sup>2</sup> of product and its packaging, sold in panels of 60x60x3cm (top covering excluded) and weight 71,32 kg/m<sup>2</sup>

Time representativeness: The data used to carry out the LCI analysis were collected in the year 2024 and refer to a 12-month period that corresponds to the year 2023.

Database(s) and LCA software used: Ecoinvent 3.9.1 and Industry Data 2.0; SimaPro v 9.6.0.1

Description of system boundaries: Cradle to gate with modules C1–C4 and module D (A1–A3 + C + D).

The product stage (A1-A3) includes:

- A1 - Raw material extraction and processing, production of semi-finished products, production of maintenance materials, electricity generation and production of fuels, steam and other energy carriers used in upstream processes and manufacturing.
- A2 - Transport of raw materials to the manufacturer
- A3 - Manufacturing: production of packaging for distribution and its transport, emissions, process waste production and processing.

The deconstruction stage (C1-C4) includes:

- C1 -The panel is designed to be assembled and disassembled manually and therefore does not have attributable impacts.
- C2 -Transport of the disassembled panel to the collection center
- C3 - End-of-life product treatment process with material recycling
- C4 - Residues from the treatment process sent to landfill

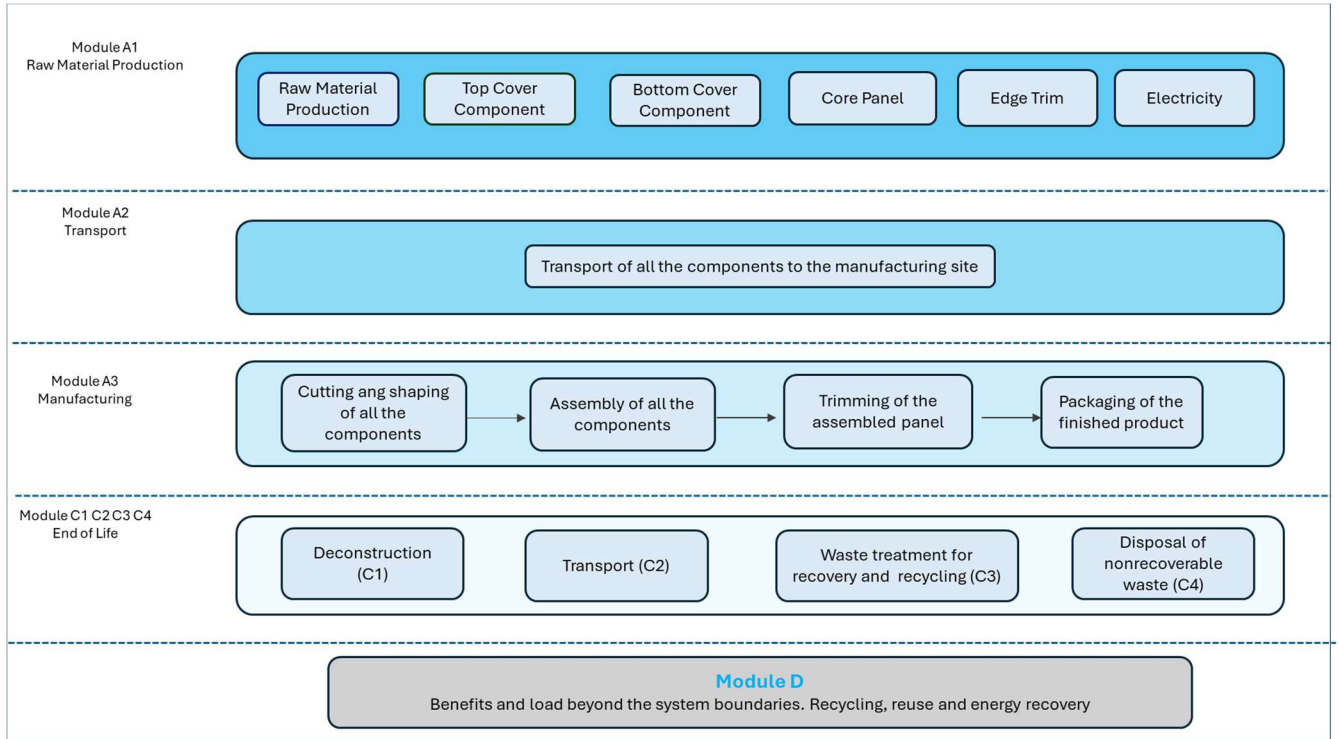
Avoided impacts (D): the product and its components are considered to be recovered as fillers, the worst case scenario, and the avoided impacts are those of recovered backfilling (grinded gravel).

The disposal scenario (Modules C3-C4) was made assuming 80% material recycling and 20% landfill disposal, on the basis of the data reported by the national authorities in charge of. The distance between the deconstruction and the collection site is estimated in ca 40km.

The following processes are not included: manufacture of production equipment, buildings and other capital goods, staff business trips, office heating, round trips of staff and research and development activities.

Fundamental processes that are not listed may also be included. In the present study, the production of at least 95% of the total weight of the declared product, including packaging, is considered.

**System diagram:**



**More information:** <https://www.newfloor.net/en>

Name and contact information of LCA practitioner: Ma.P.P.In.GLCA Team, Quota Sette SRL

Contact: [info@mappinglca.com](mailto:info@mappinglca.com)

Modules declared, geographical scope, share of specific data (in GWP-GHG results) and data variation (in GWP-GHG results):

	Product stage			Construction process stage		Use stage							End of life stage				Resource recovery stage
	Raw material supply	Transport	Manufacturing	Transport	Construction installation	Use	Maintenance	Repair	Replacement	Refurbishment	Operational energy use	Operational water use	De-construction demolition	Transport	Waste processing	Disposal	Reuse-Recovery-Recycling-potential
Module	A1	A2	A3	A4	A5	B1	B2	B3	B4	B5	B6	B7	C1	C2	C3	C4	D
Modules declared	X	X	X	ND	ND	ND	ND	ND	ND	ND	ND	ND	X	X	X	X	X
Geography	EU27	EU27	IT	X	X	X	X	X	X	X	X	X	IT	IT	IT	IT	GLO
Specific data used	16%			-	-	-	-	-	-	-	-	-	-	-	-	-	-
Variation – products	n/a			-	-	-	-	-	-	-	-	-	-	-	-	-	-
Variation – sites	n/a			-	-	-	-	-	-	-	-	-	-	-	-	-	-

More information

Electricity data sources in the manufacturing process in A3: "Electricity, medium voltage {IT}| electricity, medium voltage, residual mix" in Ecoinvent 3.9.1

Climate Impact of the specific mix used: 0,619 Kg CO2 eq /kWh

## Content information

Product components	Weight, kg	Post-consumer recycled material, weight% of product	Biogenic material, weight-% of product	Biogenic material, kg C/product
Core panel (calcium sulphate with cellulose fiber)	48,3	7%	3%	1,9
Edge trim (PVC plastic band)	0,33	0%	0%	0,0
Bottom covering (aluminium foil)	0,11	0%	0%	0,0
Top covering (ceramic grés)	22,2	0%	0%	0,0
Resins	0,38	0%	0%	0,0
TOTAL	71,32	7%	3%	0,0
Packaging materials	Weight, kg		Weight-% (versus the product)	Weight biogenic carbon, kg C/kg
Paper box	0,35		<5%	
Wood Pallet	0,50		<5%	
TOTAL	0,85			

The declared products do not contain substances listed in the “Candidate List of Substances of Very High Concern (SVHC) for authorisation” exceeding 0.1% of the weight of product.

## Results of the environmental performance indicators

Mandatory impact category indicators (according to EN 15804+A2 EF 3.1, February 2023.)

Results per functional or declared unit							
Indicator	Unit	A1-A3	C1	C2	C3	C4	D
(GWP-total)	kg CO <sub>2</sub> eq.	2,63E+01	0,00E+00	5,37E-01	0,00E+00	7,63E+00	-5,65E-01
(GWP-fossil)	kg CO <sub>2</sub> eq.	3,38E+01	0,00E+00	5,37E-01	0,00E+00	9,08E-02	-5,64E-01
(GWP-biogenic)	kg CO <sub>2</sub> eq.	-7,50E+00	0,00E+00	1,72E-04	0,00E+00	7,54E+00	-3,32E-04
(GWP-luluc)	kg CO <sub>2</sub> eq.	2,11E-02	0,00E+00	2,62E-04	0,00E+00	5,48E-05	-7,12E-04
ODP	kg CFC 11 eq.	1,05E-06	0,00E+00	1,18E-08	0,00E+00	2,63E-09	-5,46E-04
AP	mol H <sup>+</sup> eq.	1,41E-02	0,00E+00	2,22E-03	0,00E+00	6,84E-04	-5,15E-09
EP-freshwater	kg P eq.	4,83E-04	0,00E+00	3,78E-05	0,00E+00	7,56E-06	-3,50E-03
EP-marine	kg N eq.	4,00E-03	0,00E+00	8,48E-04	0,00E+00	2,63E-04	-1,83E-04
EP-terrestrial	mol N eq.	4,24E-02	0,00E+00	9,05E-03	0,00E+00	2,81E-03	-8,32E-04
POCP	kg NMVOC eq.	2,03E-02	0,00E+00	3,25E-03	0,00E+00	9,80E-04	-1,00E-02
ADP-minerals&metals*	kg Sb eq.	1,04E-05	0,00E+00	1,74E-06	0,00E+00	1,26E-07	-2,81E-03
ADP-fossil*	MJ	6,58E+01	0,00E+00	7,66E+00	0,00E+00	2,26E+00	-2,99E-06
WDP*	m <sup>3</sup>	6,86E-01	0,00E+00	3,12E-02	0,00E+00	1,00E-01	-6,80E+00
Acronyms	GWP-fossil = Global Warming Potential fossil fuels; GWP-biogenic = Global Warming Potential biogenic; GWP-luluc = Global Warming Potential land use and land use change; ODP = Depletion potential of the stratospheric ozone layer; AP = Acidification potential, Accumulated Exceedance; EP-freshwater = Eutrophication potential, fraction of nutrients reaching freshwater end compartment; EP-marine = Eutrophication potential, fraction of nutrients reaching marine end compartment; EP-terrestrial = Eutrophication potential, Accumulated Exceedance; POCP = Formation potential of tropospheric ozone; ADP-minerals&metals = Abiotic depletion potential for non-fossil resources; ADP-fossil = Abiotic depletion for fossil resources potential; WDP = Water (user) deprivation potential, deprivation-weighted water consumption						

**\* Disclaimers:**

The results of this environmental impact indicator shall be used with care as the uncertainties of these results are high or as there is limited experience with the indicator.

The estimated impact results are only relative statements, which do not indicate the endpoints of the impact categories, exceeding threshold values, safety margins and/or risks.

It is discouraging the use of the results of modules A1-A3 (A1-A5 for services) without considering the results of module C.

### Additional mandatory and voluntary impact category indicators

Results per functional or declared unit							
Indicator	Unit	A1-A3	C1	C2	C3	C4	D
<u>GWP-GHG[1]</u>	kg CO <sub>2</sub> eq.	4,57E+00	0,00E+00	5,37E-01	0,00E+00	9,09E-02	-5,65E-01
Additional voluntary indicators e.g. the voluntary indicators from EN 15804 or the global indicators according to ISO 21930:2017							

<sup>1</sup> This indicator accounts for all greenhouse gases except biogenic carbon dioxide uptake and emissions and biogenic carbon stored in the product. As such, the indicator is identical to GWP-total except that the CF for biogenic CO<sub>2</sub> is set to zero.

## Resource use indicators

Results per functional or declared unit							
Indicator	Unit	A1-A3	C1	C2	C3	C4	D
PERE	MJ	1,12E+02	0,00E+00	1,19E-01	-9,07E+01	1,92E-02	-5,74E-01
PERM	MJ	1,56E+01	0,00E+00	0,00E+00	-1,47E+01	0,00E+00	0,00E+00
PERT	MJ	1,27E+02	0,00E+00	1,19E-01	-1,05E+02	1,92E-02	-5,74E-01
PENRE	MJ	4,97E+02	0,00E+00	8,14E+00	-3,43E+02	2,41E+00	-7,23E+00
PENRM	MJ	1,70E+01	0,00E+00	0,00E+00	-1,36E+01	0,00E+00	0,00E+00
PENRT	MJ	5,14E+02	0,00E+00	8,14E+00	-3,56E+02	2,41E+00	-7,23E+00
SM	kg	3,94E+00	0,00E+00	0,00E+00	0,00E+00	0,00E+00	0,00E+00
RSF	MJ	0,00E+00	0,00E+00	0,00E+00	0,00E+00	0,00E+00	0,00E+00
NRSF	MJ	0,00E+00	0,00E+00	0,00E+00	0,00E+00	0,00E+00	0,00E+00
FW	m <sup>3</sup>	2,19E-01	0,00E+00	1,09E-03	0,00E+00	2,40E-03	-2,03E-02
Acronyms	PERE = Use of renewable primary energy excluding renewable primary energy resources used as raw materials; PERM = Use of renewable primary energy resources used as raw materials; PERT = Total use of renewable primary energy resources; PENRE = Use of non-renewable primary energy excluding non-renewable primary energy resources used as raw materials; PENRM = Use of non-renewable primary energy resources used as raw materials; PENRT = Total use of non-renewable primary energy re-sources; SM = Use of secondary material; RSF = Use of renewable secondary fuels; NRSF = Use of non-renewable secondary fuels; FW = Use of net fresh water						

The energy used as raw material is declared as an input to the module where it enters the product system, and as an output from the product system if it exits the product system as useful energy. Energy content that is wasted in a landfill remains as part of the indicator for energy used for raw materials. (as per Option C, Annex 3, PCR 2019:14 VERSION 1.3.4)

## Waste indicators

Results per functional or declared unit							
Indicator	Unit	A1-A3	C1	C2	C3	C4	D
Hazardous waste disposed	kg	2,16E-01	0,00E+00	4,88E-05	0,00E+00	1,20E-05	-2,63E-05
Non-hazardous waste disposed	kg	9,66E+00	0,00E+00	3,74E-01	0,00E+00	1,49E+01	-1,21E-01
Radioactive waste disposed	kg	3,49E-04	0,00E+00	2,49E-06	0,00E+00	3,34E-07	-1,21E-05

## Output flow indicators

Results per functional or declared unit							
Indicator	Unit	A1-A3	C1	C2	C3	C4	D
Components for re-use	kg	2,16E-01	0,00E+00	4,88E-05	0,00E+00	1,20E-05	-2,63E-05
Material for recycling	kg	9,66E+00	0,00E+00	3,74E-01	0,00E+00	1,49E+01	-1,21E-01
Materials for energy recovery	kg	3,49E-04	0,00E+00	2,49E-06	0,00E+00	3,34E-07	-1,21E-05
Exported energy, electricity	MJ	2,16E-01	0,00E+00	4,88E-05	0,00E+00	1,20E-05	-2,63E-05
Exported energy, thermal	MJ	9,66E+00	0,00E+00	3,74E-01	0,00E+00	1,49E+01	-1,21E-01

## Additional environmental information

### Packaging Solutions

To enhance recyclability, Newfloor has adopted the use of cardboard caps and paper adhesive tape. This choice not only creates uniformity in materials but also simplifies the disposal process. The entire packaging can be classified under CER 150101 (paper and cardboard), facilitating more efficient recycling and disposal.

### Wooden Pallets

The company's wooden pallets are classified as CER 150103 (wooden packaging), ensuring that they are handled appropriately at the end of their life cycle.

### Raised Access Floor Panels

The disposal of raised access floor panels is more complex due to their composite nature. These panels are categorized as CER 170904 (mixed waste from construction and demolition). Newfloor provides clear guidance on managing this waste: it can be collected in designated containers on-site or stacked in specific areas for later removal by trained personnel, ensuring compliance with regulations at authorized disposal facilities.

### Storage Conditions

Proper storage is crucial for maintaining product quality. Materials should be kept in a dry, covered environment, and after installation, ambient conditions must be monitored. The temperature should be maintained between 10°C and 35°C, with relative humidity between 40% and 70%.

### Cleaning and Maintenance

Cleaning raised access floors requires attention to detail. A damp cloth with neutral detergents is recommended to avoid damage. Care should be taken to prevent standing water and excessive humidity, which can harm both the panels and the systems beneath them.

## Differences versus previous versions

- *This is the first emission*

## References

- Report LCA G30HA rev 2 M.A.P.P.In.G LCA, Quotasette srl
- ISO 14021:2016 Environmental labels and declarations — Self-declared environmental claims (Type II environmental labelling)
- General Program Instructions for the International EPD System, version 4.0, dated 2021-03-29, [www.environdec.com](http://www.environdec.com)
- PCR 2019:14: "construction products" version 1.3.4 del 2024-04-30.
- ISO 14063:2006, Environmental management -- Environmental communication -- Guidelines and examples
- ISO 14020:2000, Environmental labels and declarations – General principles
- ISO 14025:2006 Environmental labels and declarations - Type III environmental declarations - Principles and procedures, International Organization for Standardization, Geneva, Switzerland
- ISO 14040:2006 + Amd 1:2020, Environmental management – Life cycle assessment – Principles and framework
- ISO (2006c), ISO 14044: 2006 + Amd 1:2017 + Amd 2 2020, Environmental management – Life cycle assessment – Requirements and guidelines
- ILCD handbook, International Reference Life Data System, General guide for Life Cycle Assessment – Detailed guidance, JRC European Commission
- <https://sima-srl.it/servizi/recupero-dei-rifiuti/>
- [\*Rifiuti da Costruzione e Demolizione \(C&D\) - Agenzia Regionale per la Prevenzione e Protezione Ambientale del Veneto \(arpa.veneto.it\)\*](http://Rifiuti da Costruzione e Demolizione (C&D) - Agenzia Regionale per la Prevenzione e Protezione Ambientale del Veneto (arpa.veneto.it))
- ISPRA: Rapporto Rifiuti Speciali Edizione 2023 - <https://www.isprambiente.gov.it/it/pubblicazioni/rapporti/rapporto-rifiuti-speciali-edizione-2023>



# Environmental Product Declaration



THE INTERNATIONAL EPD® SYSTEM



In accordance with ISO 14025:2006 and EN 15804:2012+A2:2019/AC:2021 for:

## *G30HA – Linoleum (G30HAL)*

from

**Newfloor s.r.l.**



Programme:	The International EPD® System, <a href="http://www.environdec.com">www.environdec.com</a>
Programme operator:	EPD International AB
EPD registration number:	EPD-IES-0002924
Publication date:	2024-12-20
Valid until:	2029-12-19

*An EPD should provide current information and may be updated if conditions change. The stated validity is therefore subject to the continued registration and publication at [www.environdec.com](http://www.environdec.com)*



## General information

### Programme information

<b>Programme:</b>	The International EPD® System
<b>Address:</b>	EPD International AB Box 210 60 SE-100 31 Stockholm Sweden
<b>Website:</b>	<a href="http://www.environdec.com">www.environdec.com</a>
<b>E-mail:</b>	<a href="mailto:info@environdec.com">info@environdec.com</a>

### Accountabilities for PCR, LCA and independent, third-party verification

#### Product Category Rules (PCR)

CEN standard EN 15804 serves as the Core Product Category Rules (PCR)

Product Category Rules (PCR): < CONSTRUCTION PRODUCTS, 2019:14, version 1.3.4 and UN CPC 37530 >

PCR review was conducted by: The Technical Committee of the International EPD System. See [www.environdec.com](http://www.environdec.com) for a list of members. Review chair: Claudia A. Peña, University of Concepción, Chile. The review panel may be contacted via the Secretariat [www.environdec.com/contact](http://www.environdec.com/contact)." via [info@environdec.com](mailto:info@environdec.com)

#### Life Cycle Assessment (LCA)

LCA accountability: < *Ma.P.P.In.GLCA,Quota Sette SRL* >

#### Third-party verification

Independent third-party verification of the declaration and data, according to ISO 14025:2006, via:

EPD verification by individual verifier

Third-party verifier: *Paolo Simon Ostan, Environmental Engineer*

Approved by: The International EPD® System

Procedure for follow-up of data during EPD validity involves third party verifier:

Yes       No

The EPD owner has the sole ownership, liability, and responsibility for the EPD.

EPDs within the same product category but registered in different EPD programmes, or not compliant with EN 15804, may not be comparable. For two EPDs to be comparable, they must be based on the same PCR (including the same version number) or be based on fully-aligned PCRs or versions of PCRs; cover products with identical functions, technical performances and use (e.g. identical declared/functional units); have equivalent system boundaries and descriptions of data; apply equivalent data quality requirements, methods of data collection, and allocation methods; apply

identical cut-off rules and impact assessment methods (including the same version of characterisation factors); have equivalent content declarations; and be valid at the time of comparison. For further information about comparability, see EN 15804 and ISO 14025.

## Product information

Owner of the EPD: Newfloor s.r.l., Via Della Tecnica 10, Codevigo (PD)

Contact: info@newfloor.net

Name and location of production site: Newfloor s.r.l. – Via della Tecnica n.10, 35020 Codevigo (Padova) - Italy

Newfloor s.r.l. is a dynamic, family-owned Italian company specializing in the production of high-quality, customizable raised flooring systems. Founded in 1986, Newfloor has grown into a global presence in the raised flooring sector, headquartered in Codevigo in Italy's Veneto Region. From the beginning, Newfloor has been rooted in Italy's renowned tradition of craftsmanship, combining Italian design expertise with advanced technology to create flooring solutions that are both functional and visually distinctive.

A cornerstone of Newfloor's approach is its commitment to research and development. The company continually invests in innovative production techniques to stay ahead in the market and offer cutting-edge solutions. Newfloor's raised access flooring systems are tailored for a variety of applications, including commercial, industrial, and architectural spaces, and are widely known for their flexibility, durability, and style.

Newfloor products range from traditional and standard raised flooring to highly specialized flooring systems with integrated heating, cooling, or soundproofing features. Clients can choose from a wide array of materials, finishes, and customizations, including glass, wood, ceramics, and stone, to create unique environments that reflect the latest trends in design and architecture.

Working closely with architects, engineers, and designers, Newfloor's team collaborates on projects worldwide to deliver solutions that meet specific functional and aesthetic requirements. Each flooring project is crafted with attention to quality and design, meeting the demands of high-traffic areas while offering the elegance and adaptability clients expect. The company also follows rigorous quality standards throughout the production process.

Through its dedication to quality, innovation, and client satisfaction, Newfloor has become a trusted name in the industry, known for transforming spaces with elevated, refined, and resilient flooring solutions.

Product-related or management system-related certifications: ISO 9001, LEED Certification, 100% Made in Italy / System -IT01 Certification.

Product name: G30HAL

Product description: Core 30 mm of calcium sulphate reinforced with cellulosic organic fibers, high density (Kg/m<sup>3</sup> 1500), class "0" fire reaction according to International standard. Perimetral edge 0,5 mm thk no creak self extinguishing plastic PVC band. Linoleum on top. Bottom covering aluminium foil 0,05 mm with no scratch and no rip surface.

UN CPC code: 37530 - Articles of plaster or of compositions based on plaster.

Other codes for product classification: HS code 68 09 90 00

Geographical scope: the modules A1-A3 refer to EU27 (mainly Italy)

Module C has been modelled considering the Italian waste scenario, as more than the 99% of 2023 production has been sold in Italy.

### LCA information

Declared unit: 1 m<sup>2</sup> of product and its packaging, sold in panels of 60x60x3cm (top covering excluded) and weight 52,04 kg/m<sup>2</sup>

Time representativeness: The data used to carry out the LCI analysis were collected in the year 2024 and refer to a 12-month period that corresponds to the year 2023.

Database(s) and LCA software used: Ecoinvent 3.9.1 and Industry Data 2.0; SimaPro v 9.6.0.1

Description of system boundaries: Cradle to gate with modules C1–C4 and module D (A1–A3 + C + D).

The product stage (A1-A3) includes:

- A1 - Raw material extraction and processing, production of semi-finished products, production of maintenance materials, electricity generation and production of fuels, steam and other energy carriers used in upstream processes and manufacturing.
- A2 - Transport of raw materials to the manufacturer
- A3 - Manufacturing: production of packaging for distribution and its transport, emissions, process waste production and processing.

The deconstruction stage (C1-C4) includes:

- C1 -The panel is designed to be assembled and disassembled manually and therefore does not have attributable impacts.
- C2 -Transport of the disassembled panel to the collection center
- C3 - End-of-life product treatment process with material recycling
- C4 - Residues from the treatment process sent to landfill

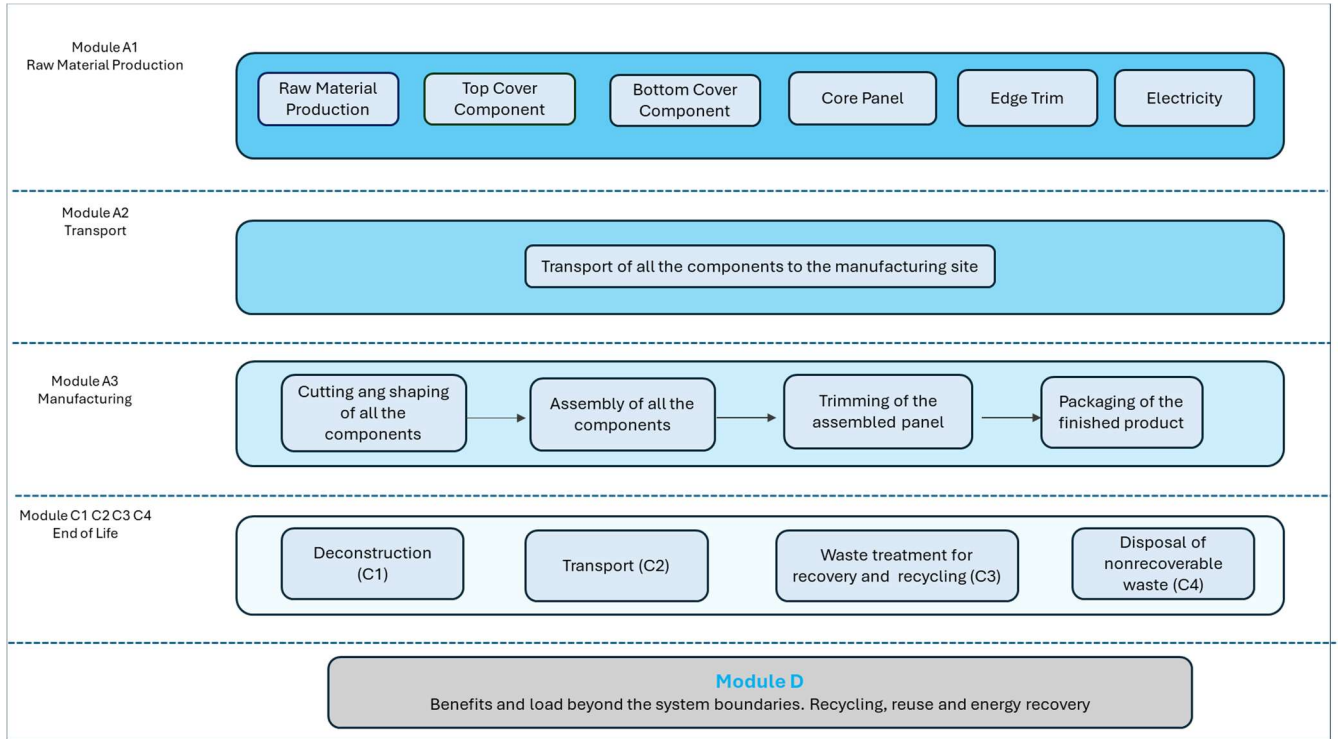
Avoided impacts (D): the product and its components are considered to be recovered as fillers, the worst case scenario, and the avoided impacts are those of recovered backfilling (grinded gravel).

The disposal scenario (Modules C3-C4) was made assuming 80% material recycling and 20% landfill disposal, on the basis of the data reported by the national authorities in charge of. The distance between the deconstruction and the collection site is estimated in ca 40km.

The following processes are not included: manufacture of production equipment, buildings and other capital goods, staff business trips, office heating, round trips of staff and research and development activities.

Fundamental processes that are not listed may also be included. In the present study, the production of at least 95% of the total weight of the declared product, including packaging, is considered.

**System diagram:**



**More information:** <https://www.newfloor.net/en>

Name and contact information of LCA practitioner: Ma.P.P.In.GLCA Team, Quota Sette SRL

Contact: [info@mappinglca.com](mailto:info@mappinglca.com)

Modules declared, geographical scope, share of specific data (in GWP-GHG results) and data variation (in GWP-GHG results):

	Product stage			Construction process stage		Use stage							End of life stage				Resource recovery stage
	Raw material supply	Transport	Manufacturing	Transport	Construction installation	Use	Maintenance	Repair	Replacement	Refurbishment	Operational energy use	Operational water use	De-construction demolition	Transport	Waste processing	Disposal	Reuse-Recovery-Recycling-potential
Module	A1	A2	A3	A4	A5	B1	B2	B3	B4	B5	B6	B7	C1	C2	C3	C4	D
Modules declared	X	X	X	ND	ND	ND	ND	ND	ND	ND	ND	ND	X	X	X	X	X
Geography	EU27	EU27	IT	X	X	X	X	X	X	X	X	X	IT	IT	IT	IT	GLO
Specific data used	20%			-	-	-	-	-	-	-	-	-	-	-	-	-	-
Variation – products	n/a			-	-	-	-	-	-	-	-	-	-	-	-	-	-
Variation – sites	n/a			-	-	-	-	-	-	-	-	-	-	-	-	-	-

More information

Electricity data sources in the manufacturing process in A3: "Electricity, medium voltage {IT}| electricity, medium voltage, residual mix" in Ecoinvent 3.9.1

Climate Impact of the specific mix used: 0,619 Kg CO2 eq /kWh

## Content information

Product components	Weight, kg	Post-consumer recycled material, weight% of product	Biogenic material, weight-% of product	Biogenic material, kg C/product
Core panel (calcium sulphate with cellulose fiber)	48,30	7%	4%	1,9
Edge trim (PVC plastic band)	0,33	0%	0%	0,0
Bottom covering (aluminium foil)	0,11	0%	0%	0,0
Top covering (linoleum)	2,92	0%	1%	0,5
Resins	0,38	0%	0%	0,0
TOTAL	52,04	7%	5%	2,4
Packaging materials	Weight, kg		Weight-% (versus the product)	Weight biogenic carbon, kg C/kg
Paper box	0,35		<5%	
Wood Pallet	0,50		<5%	
TOTAL	0,85			

The declared products do not contain substances listed in the “Candidate List of Substances of Very High Concern (SVHC) for authorisation” exceeding 0.1% of the weight of product.

## Results of the environmental performance indicators

Mandatory impact category indicators (according to EN 15804+A2 EF 3.1, February 2023.)

Results per functional or declared unit							
Indicator	Unit	A1-A3	C1	C2	C3	C4	D
(GWP-total)	kg CO <sub>2</sub> eq.	1,28E+01	0,00E+00	4,00E-01	0,00E+00	1,27E+01	-4,12E-01
(GWP-fossil)	kg CO <sub>2</sub> eq.	2,32E+01	0,00E+00	4,00E-01	0,00E+00	6,74E-02	-4,11E-01
(GWP-biogenic)	kg CO <sub>2</sub> eq.	-1,07E+01	0,00E+00	1,28E-04	0,00E+00	1,26E+01	-2,42E-04
(GWP-luluc)	kg CO <sub>2</sub> eq.	2,88E-01	0,00E+00	1,95E-04	0,00E+00	4,07E-05	-5,20E-04
ODP	kg CFC 11 eq.	7,67E-07	0,00E+00	8,76E-09	0,00E+00	1,95E-09	-3,99E-04
AP	mol H <sup>+</sup> eq.	1,21E-02	0,00E+00	1,66E-03	0,00E+00	5,08E-04	-3,76E-09
EP-freshwater	kg P eq.	4,39E-04	0,00E+00	2,82E-05	0,00E+00	5,61E-06	-2,55E-03
EP-marine	kg N eq.	3,29E-03	0,00E+00	6,32E-04	0,00E+00	1,95E-04	-1,34E-04
EP-terrestrial	mol N eq.	3,49E-02	0,00E+00	6,74E-03	0,00E+00	2,09E-03	-6,07E-04
POCP	kg NMVOC eq.	1,73E-02	0,00E+00	2,42E-03	0,00E+00	7,27E-04	-7,31E-03
ADP-minerals&metals*	kg Sb eq.	8,35E-06	0,00E+00	1,29E-06	0,00E+00	9,35E-08	-2,05E-03
ADP-fossil*	MJ	5,69E+01	0,00E+00	5,71E+00	0,00E+00	1,68E+00	-2,18E-06
WDP*	m <sup>3</sup>	6,49E-01	0,00E+00	2,33E-02	0,00E+00	7,42E-02	-4,96E+00
Acronyms	GWP-fossil = Global Warming Potential fossil fuels; GWP-biogenic = Global Warming Potential biogenic; GWP-luluc = Global Warming Potential land use and land use change; ODP = Depletion potential of the stratospheric ozone layer; AP = Acidification potential, Accumulated Exceedance; EP-freshwater = Eutrophication potential, fraction of nutrients reaching freshwater end compartment; EP-marine = Eutrophication potential, fraction of nutrients reaching marine end compartment; EP-terrestrial = Eutrophication potential, Accumulated Exceedance; POCP = Formation potential of tropospheric ozone; ADP-minerals&metals = Abiotic depletion potential for non-fossil resources; ADP-fossil = Abiotic depletion for fossil resources potential; WDP = Water (user) deprivation potential, deprivation-weighted water consumption						

**\* Disclaimers:**

The results of this environmental impact indicator shall be used with care as the uncertainties of these results are high or as there is limited experience with the indicator.

The estimated impact results are only relative statements, which do not indicate the endpoints of the impact categories, exceeding threshold values, safety margins and/or risks.

It is discouraging the use of the results of modules A1-A3 (A1-A5 for services) without considering the results of module C.

### Additional mandatory and voluntary impact category indicators

Results per functional or declared unit							
Indicator	Unit	A1-A3	C1	C2	C3	C4	D
<u>GWP-GHG[1]</u>	kg CO <sub>2</sub> eq.	3,93E+00	0,00E+00	4,00E-01	0,00E+00	6,74E-02	-4,12E-01
Additional voluntary indicators e.g. the voluntary indicators from EN 15804 or the global indicators according to ISO 21930:2017							

<sup>1</sup> This indicator accounts for all greenhouse gases except biogenic carbon dioxide uptake and emissions and biogenic carbon stored in the product. As such, the indicator is identical to GWP-total except that the CF for biogenic CO<sub>2</sub> is set to zero.

## Resource use indicators

Results per functional or declared unit							
Indicator	Unit	A1-A3	C1	C2	C3	C4	D
PERE	MJ	1,20E+02	0,00E+00	8,85E-02	-9,74E+01	1,42E-02	-4,61E-02
PERM	MJ	8,88E+01	0,00E+00	0,00E+00	-7,33E+01	0,00E+00	0,00E+00
PERT	MJ	2,08E+02	0,00E+00	8,85E-02	-1,70E+02	1,42E-02	-4,61E-02
PENRE	MJ	3,21E+02	0,00E+00	6,07E+00	-2,09E+02	1,79E+00	-2,58E-01
PENRM	MJ	1,70E+01	0,00E+00	0,00E+00	-1,36E+01	0,00E+00	0,00E+00
PENRT	MJ	3,38E+02	0,00E+00	6,07E+00	-2,23E+02	1,79E+00	-2,58E-01
SM	kg	3,94E+00	0,00E+00	0,00E+00	0,00E+00	0,00E+00	0,00E+00
RSF	MJ	0,00E+00	0,00E+00	0,00E+00	0,00E+00	0,00E+00	0,00E+00
NRSF	MJ	0,00E+00	0,00E+00	0,00E+00	0,00E+00	0,00E+00	0,00E+00
FW	m <sup>3</sup>	3,16E-01	0,00E+00	8,13E-04	0,00E+00	1,78E-03	-1,89E-04
Acronyms	PERE = Use of renewable primary energy excluding renewable primary energy resources used as raw materials; PERM = Use of renewable primary energy resources used as raw materials; PERT = Total use of renewable primary energy resources; PENRE = Use of non-renewable primary energy excluding non-renewable primary energy resources used as raw materials; PENRM = Use of non-renewable primary energy resources used as raw materials; PENRT = Total use of non-renewable primary energy re-sources; SM = Use of secondary material; RSF = Use of renewable secondary fuels; NRSF = Use of non-renewable secondary fuels; FW = Use of net fresh water						

The energy used as raw material is declared as an input to the module where it enters the product system, and as an output from the product system if it exits the product system as useful energy. Energy content that is wasted in a landfill remains as part of the indicator for energy used for raw materials. (as per Option C, Annex 3, PCR 2019:14 VERSION 1.3.4)

## Waste indicators

Results per functional or declared unit							
Indicator	Unit	A1-A3	C1	C2	C3	C4	D
Hazardous waste disposed	kg	6,11E-04	0,00E+00	3,63E-05	0,00E+00	8,89E-06	-3,57E-07
Non-hazardous waste disposed	kg	4,38E+00	0,00E+00	2,79E-01	0,00E+00	1,11E+01	-7,80E-04
Radioactive waste disposed	kg	3,43E-04	0,00E+00	1,85E-06	0,00E+00	2,48E-07	-1,74E-06

## Output flow indicators

Results per functional or declared unit							
Indicator	Unit	A1-A3	C1	C2	C3	C4	D
Components for re-use	kg	0,00E+00	0,00E+00	0,00E+00	0,00E+00	0,00E+00	0,00E+00
Material for recycling	kg	1,37E+00	0,00E+00	0,00E+00	0,00E+00	4,52E+01	0,00E+00
Materials for energy recovery	kg	0,00E+00	0,00E+00	0,00E+00	0,00E+00	0,00E+00	0,00E+00
Exported energy, electricity	MJ	0,00E+00	0,00E+00	0,00E+00	0,00E+00	0,00E+00	0,00E+00
Exported energy, thermal	MJ	0,00E+00	0,00E+00	0,00E+00	0,00E+00	0,00E+00	0,00E+00

## Additional environmental information

### Packaging Solutions

To enhance recyclability, Newfloor has adopted the use of cardboard caps and paper adhesive tape. This choice not only creates uniformity in materials but also simplifies the disposal process. The entire packaging can be classified under CER 150101 (paper and cardboard), facilitating more efficient recycling and disposal.

### Wooden Pallets

The company's wooden pallets are classified as CER 150103 (wooden packaging), ensuring that they are handled appropriately at the end of their life cycle.

### Raised Access Floor Panels

The disposal of raised access floor panels is more complex due to their composite nature. These panels are categorized as CER 170904 (mixed waste from construction and demolition). Newfloor provides clear guidance on managing this waste: it can be collected in designated containers on-site or stacked in specific areas for later removal by trained personnel, ensuring compliance with regulations at authorized disposal facilities.

### Storage Conditions

Proper storage is crucial for maintaining product quality. Materials should be kept in a dry, covered environment, and after installation, ambient conditions must be monitored. The temperature should be maintained between 10°C and 35°C, with relative humidity between 40% and 70%.

### Cleaning and Maintenance

Cleaning raised access floors requires attention to detail. A damp cloth with neutral detergents is recommended to avoid damage. Care should be taken to prevent standing water and excessive humidity, which can harm both the panels and the systems beneath them.

## Differences versus previous versions

- *This is the first emission*

## References

- Report LCA G30HA rev 2 M.A.P.P.In.G LCA, Quotasette srl
- ISO 14021:2016 Environmental labels and declarations — Self-declared environmental claims (Type II environmental labelling)
- General Program Instructions for the International EPD System, version 4.0, dated 2021-03-29, [www.environdec.com](http://www.environdec.com)
- PCR 2019:14: "construction products" version 1.3.4 del 2024-04-30.
- ISO 14063:2006, Environmental management -- Environmental communication -- Guidelines and examples
- ISO 14020:2000, Environmental labels and declarations – General principles
- ISO 14025:2006 Environmental labels and declarations - Type III environmental declarations - Principles and procedures, International Organization for Standardization, Geneva, Switzerland
- ISO 14040:2006 + Amd 1:2020, Environmental management – Life cycle assessment – Principles and framework
- ISO (2006c), ISO 14044: 2006 + Amd 1:2017 + Amd 2 2020, Environmental management – Life cycle assessment – Requirements and guidelines
- ILCD handbook, International Reference Life Data System, General guide for Life Cycle Assessment – Detailed guidance, JRC European Commission
- <https://sima-srl.it/servizi/recupero-dei-rifiuti/>
- [Rifiuti da Costruzione e Demolizione \(C&D\) - Agenzia Regionale per la Prevenzione e Protezione Ambientale del Veneto \(arpa.veneto.it\)](http://arpa.veneto.it)
- ISPRA: Rapporto Rifiuti Speciali Edizione 2023 - <https://www.isprambiente.gov.it/it/pubblicazioni/rapporti/rapporto-rifiuti-speciali-edizione-2023>



# Environmental Product Declaration



THE INTERNATIONAL EPD® SYSTEM



In accordance with ISO 14025:2006 and EN 15804:2012+A2:2019/AC:2021 for:

## *G30HA – Natural Wood (G30HAP)*

from

**Newfloor s.r.l.**



Programme:	The International EPD® System, <a href="http://www.environdec.com">www.environdec.com</a>
Programme operator:	EPD International AB
EPD registration number:	EPD-IES-002923
Publication date:	2024-12-20
Valid until:	2029-12-19

*An EPD should provide current information and may be updated if conditions change. The stated validity is therefore subject to the continued registration and publication at [www.environdec.com](http://www.environdec.com)*



## General information

### Programme information

<b>Programme:</b>	The International EPD® System
<b>Address:</b>	EPD International AB Box 210 60 SE-100 31 Stockholm Sweden
<b>Website:</b>	<a href="http://www.environdec.com">www.environdec.com</a>
<b>E-mail:</b>	<a href="mailto:info@environdec.com">info@environdec.com</a>

### Accountabilities for PCR, LCA and independent, third-party verification

#### Product Category Rules (PCR)

CEN standard EN 15804 serves as the Core Product Category Rules (PCR)

Product Category Rules (PCR): < CONSTRUCTION PRODUCTS, 2019:14, version 1.3.4 and UN CPC 37530 >

PCR review was conducted by: The Technical Committee of the International EPD System. See [www.environdec.com](http://www.environdec.com) for a list of members. Review chair: Claudia A. Peña, University of Concepción, Chile. The review panel may be contacted via the Secretariat [www.environdec.com/contact](http://www.environdec.com/contact)." via [info@environdec.com](mailto:info@environdec.com)

#### Life Cycle Assessment (LCA)

LCA accountability: < Ma.P.P.In.GLCA,Quota Sette SRL >

#### Third-party verification

Independent third-party verification of the declaration and data, according to ISO 14025:2006, via:

EPD verification by individual verifier

Third-party verifier: *Paolo Simon Ostan, Environmental Engineer*

Approved by: The International EPD® System

Procedure for follow-up of data during EPD validity involves third party verifier:

Yes       No

The EPD owner has the sole ownership, liability, and responsibility for the EPD.

EPDs within the same product category but registered in different EPD programmes, or not compliant with EN 15804, may not be comparable. For two EPDs to be comparable, they must be based on the same PCR (including the same version number) or be based on fully-aligned PCRs or versions of PCRs; cover products with identical functions, technical performances and use (e.g. identical declared/functional units); have equivalent system boundaries and descriptions of data; apply equivalent data quality requirements, methods of data collection, and allocation methods; apply

identical cut-off rules and impact assessment methods (including the same version of characterisation factors); have equivalent content declarations; and be valid at the time of comparison. For further information about comparability, see EN 15804 and ISO 14025.

## Product information

Owner of the EPD: Newfloor s.r.l., Via Della Tecnica 10, Codevigo (PD)

Contact: info@newfloor.net

Name and location of production site: Newfloor s.r.l. – Via della Tecnica n.10, 35020 Codevigo (Padova) - Italy

Newfloor s.r.l. is a dynamic, family-owned Italian company specializing in the production of high-quality, customizable raised flooring systems. Founded in 1986, Newfloor has grown into a global presence in the raised flooring sector, headquartered in Codevigo in Italy's Veneto Region. From the beginning, Newfloor has been rooted in Italy's renowned tradition of craftsmanship, combining Italian design expertise with advanced technology to create flooring solutions that are both functional and visually distinctive.

A cornerstone of Newfloor's approach is its commitment to research and development. The company continually invests in innovative production techniques to stay ahead in the market and offer cutting-edge solutions. Newfloor's raised access flooring systems are tailored for a variety of applications, including commercial, industrial, and architectural spaces, and are widely known for their flexibility, durability, and style.

Newfloor products range from traditional and standard raised flooring to highly specialized flooring systems with integrated heating, cooling, or soundproofing features. Clients can choose from a wide array of materials, finishes, and customizations, including glass, wood, ceramics, and stone, to create unique environments that reflect the latest trends in design and architecture.

Working closely with architects, engineers, and designers, Newfloor's team collaborates on projects worldwide to deliver solutions that meet specific functional and aesthetic requirements. Each flooring project is crafted with attention to quality and design, meeting the demands of high-traffic areas while offering the elegance and adaptability clients expect. The company also follows rigorous quality standards throughout the production process.

Through its dedication to quality, innovation, and client satisfaction, Newfloor has become a trusted name in the industry, known for transforming spaces with elevated, refined, and resilient flooring solutions.

Product-related or management system-related certifications: ISO 9001, LEED Certification, 100% Made in Italy / System -IT01 Certification.

Product name: G30HAP

Product description: Core 30 mm of calcium sulphate reinforced with cellulosic organic fibers, high density (Kg/m<sup>3</sup> 1500), class "0" fire reaction according to International standard. Perimetral edge 0,5 mm thk no creak self extinguishing plastic PVC band. Natural wood on top. Bottom covering aluminium foil 0,05 mm with no scratch and no rip surface.

UN CPC code: 37530 - Articles of plaster or of compositions based on plaster.

Other codes for product classification: HS code 68 09 90 00

Geographical scope: the modules A1-A3 refer to EU27 (mainly Italy)

Module C has been modelled considering the Italian waste scenario, as more than the 99% of 2023 production has been sold in Italy.

### LCA information

Declared unit: 1 m<sup>2</sup> of product and its packaging, sold in panels of 60x60x3cm (top covering excluded) and weight 51,81 kg/m<sup>2</sup>

Time representativeness: The data used to carry out the LCI analysis were collected in the year 2024 and refer to a 12-month period that corresponds to the year 2023.

Database(s) and LCA software used: Ecoinvent 3.9.1 and Industry Data 2.0; SimaPro v 9.6.0.1

Description of system boundaries: Cradle to gate with modules C1–C4 and module D (A1–A3 + C + D).

The product stage (A1-A3) includes:

- A1 - Raw material extraction and processing, production of semi-finished products, production of maintenance materials, electricity generation and production of fuels, steam and other energy carriers used in upstream processes and manufacturing.
- A2 - Transport of raw materials to the manufacturer
- A3 - Manufacturing: production of packaging for distribution and its transport, emissions, process waste production and processing.

The deconstruction stage (C1-C4) includes:

- C1 -The panel is designed to be assembled and disassembled manually and therefore does not have attributable impacts.
- C2 -Transport of the disassembled panel to the collection center
- C3 - End-of-life product treatment process with material recycling
- C4 - Residues from the treatment process sent to landfill

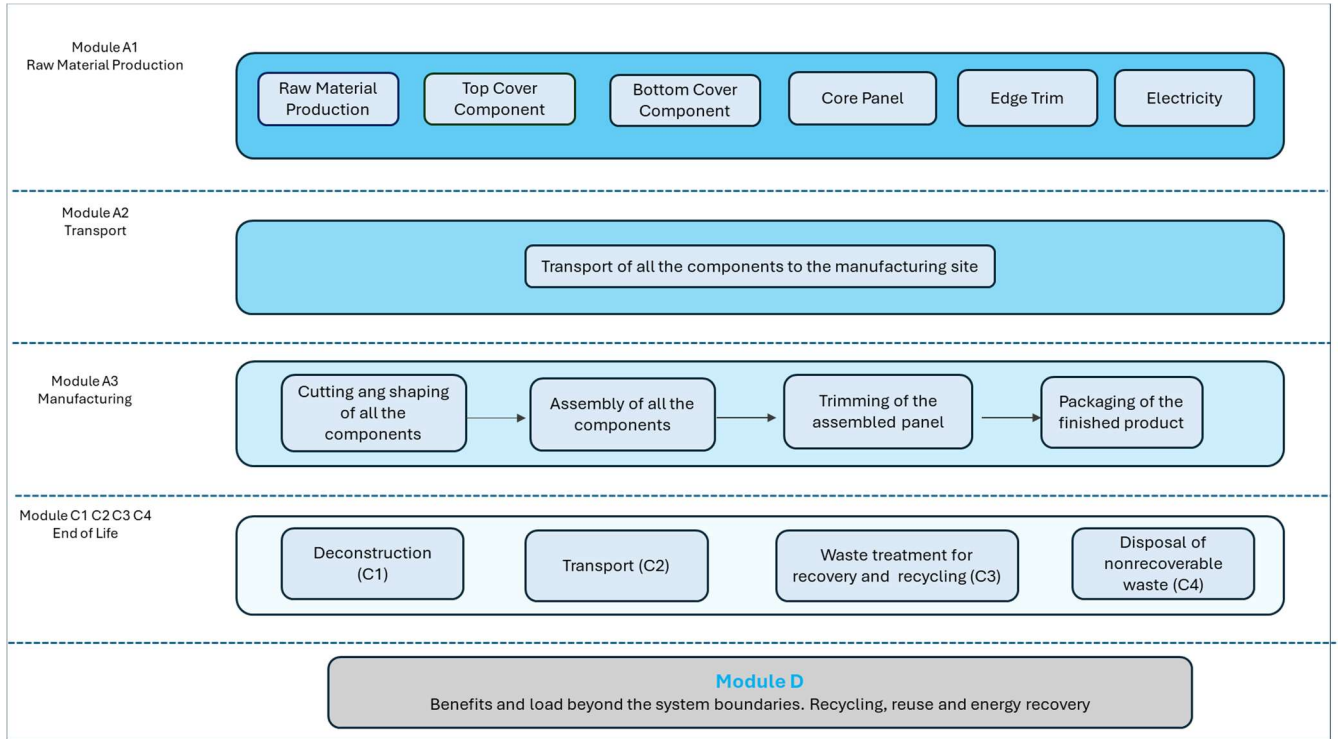
Avoided impacts (D): the product and its components are considered to be recovered as fillers, the worst case scenario, and the avoided impacts are those of recovered backfilling (grinded gravel).

The disposal scenario (Modules C3-C4) was made assuming 80% material recycling and 20% landfill disposal, on the basis of the data reported by the national authorities in charge of. The distance between the deconstruction and the collection site is estimated in ca 40km.

The following processes are not included: manufacture of production equipment, buildings and other capital goods, staff business trips, office heating, round trips of staff and research and development activities.

Fundamental processes that are not listed may also be included. In the present study, the production of at least 95% of the total weight of the declared product, including packaging, is considered.

**System diagram:**



**More information:** <https://www.newfloor.net/en>

Name and contact information of LCA practitioner: Ma.P.P.In.GLCA Team, Quota Sette SRL

Contact: [info@mappinglca.com](mailto:info@mappinglca.com)

Modules declared, geographical scope, share of specific data (in GWP-GHG results) and data variation (in GWP-GHG results):

	Product stage			Construction process stage		Use stage							End of life stage				Resource recovery stage
	Raw material supply	Transport	Manufacturing	Transport	Construction installation	Use	Maintenance	Repair	Replacement	Refurbishment	Operational energy use	Operational water use	De-construction demolition	Transport	Waste processing	Disposal	Reuse-Recovery-Recycling-potential
Module	A1	A2	A3	A4	A5	B1	B2	B3	B4	B5	B6	B7	C1	C2	C3	C4	D
Modules declared	X	X	X	ND	ND	ND	ND	ND	ND	ND	ND	ND	X	X	X	X	X
Geography	EU27	EU27	IT	X	X	X	X	X	X	X	X	X	IT	IT	IT	IT	GLO
Specific data used	29%			-	-	-	-	-	-	-	-	-	-	-	-	-	-
Variation – products	n/a			-	-	-	-	-	-	-	-	-	-	-	-	-	-
Variation – sites	n/a			-	-	-	-	-	-	-	-	-	-	-	-	-	-

More information

Electricity data sources in the manufacturing process in A3: "Electricity, medium voltage {IT}| electricity, medium voltage, residual mix" in Ecoinvent 3.9.1

Climate Impact of the specific mix used: 0,619 Kg CO2 eq /kWh

## Content information

Product components	Weight, kg	Post-consumer recycled material, weight% of product	Biogenic material, weight-% of product	Biogenic material, kg C/product
Core panel (calcium sulphate with cellulose fiber)	48,30	6%	4%	1,9
Edge trim (PVC plastic band)	0,33	0%	0%	0,0
Bottom covering (aluminium foil)	0,11	0%	0%	0,0
Top covering (natural wood)	2,69	0%	1%	0,5
Resins	0,38	0%	0%	0,0
TOTAL	51,81	6%	5%	0,0
Packaging materials	Weight, kg		Weight-% (versus the product)	Weight biogenic carbon, kg C/kg
Paper box	0,35		<5%	
Wood Pallet	0,50		<5%	
TOTAL	0,85			

The declared products do not contain substances listed in the “Candidate List of Substances of Very High Concern (SVHC) for authorisation” exceeding 0.1% of the weight of product.

## Results of the environmental performance indicators

Mandatory impact category indicators (according to EN 15804+A2 EF 3.1, February 2023.)

Results per functional or declared unit							
Indicator	Unit	A1-A3	C1	C2	C3	C4	D
(GWP-total)	kg CO <sub>2</sub> eq.	7,68E+00	0,00E+00	3,99E-01	0,00E+00	1,13E+01	-4,11E-01
(GWP-fossil)	kg CO <sub>2</sub> eq.	1,88E+01	0,00E+00	3,98E-01	0,00E+00	6,38E-02	-4,09E-01
(GWP-biogenic)	kg CO <sub>2</sub> eq.	-1,12E+01	0,00E+00	1,28E-04	0,00E+00	1,12E+01	-2,41E-04
(GWP-luluc)	kg CO <sub>2</sub> eq.	1,74E-02	0,00E+00	1,95E-04	0,00E+00	3,85E-05	-5,17E-04
ODP	kg CFC 11 eq.	5,16E-07	0,00E+00	8,72E-09	0,00E+00	1,85E-09	-3,97E-04
AP	mol H <sup>+</sup> eq.	1,27E-02	0,00E+00	1,65E-03	0,00E+00	4,81E-04	-3,74E-09
EP-freshwater	kg P eq.	4,53E-04	0,00E+00	2,81E-05	0,00E+00	5,31E-06	-2,54E-03
EP-marine	kg N eq.	3,52E-03	0,00E+00	6,29E-04	0,00E+00	1,85E-04	-1,33E-04
EP-terrestrial	mol N eq.	3,74E-02	0,00E+00	6,71E-03	0,00E+00	1,98E-03	-6,04E-04
POCP	kg NMVOC eq.	1,83E-02	0,00E+00	2,41E-03	0,00E+00	6,89E-04	-7,27E-03
ADP-minerals&metals*	kg Sb eq.	9,04E-06	0,00E+00	1,29E-06	0,00E+00	8,86E-08	-2,04E-03
ADP-fossil*	MJ	5,99E+01	0,00E+00	5,68E+00	0,00E+00	1,59E+00	-2,17E-06
WDP*	m <sup>3</sup>	6,62E-01	0,00E+00	2,32E-02	0,00E+00	7,02E-02	-4,94E+00
Acronyms	GWP-fossil = Global Warming Potential fossil fuels; GWP-biogenic = Global Warming Potential biogenic; GWP-luluc = Global Warming Potential land use and land use change; ODP = Depletion potential of the stratospheric ozone layer; AP = Acidification potential, Accumulated Exceedance; EP-freshwater = Eutrophication potential, fraction of nutrients reaching freshwater end compartment; EP-marine = Eutrophication potential, fraction of nutrients reaching marine end compartment; EP-terrestrial = Eutrophication potential, Accumulated Exceedance; POCP = Formation potential of tropospheric ozone; ADP-minerals&metals = Abiotic depletion potential for non-fossil resources; ADP-fossil = Abiotic depletion for fossil resources potential; WDP = Water (user) deprivation potential, deprivation-weighted water consumption						

**\* Disclaimers:**

The results of this environmental impact indicator shall be used with care as the uncertainties of these results are high or as there is limited experience with the indicator.

The estimated impact results are only relative statements, which do not indicate the endpoints of the impact categories, exceeding threshold values, safety margins and/or risks.

It is discouraging the use of the results of modules A1-A3 (A1-A5 for services) without considering the results of module C.

### Additional mandatory and voluntary impact category indicators

Results per functional or declared unit							
Indicator	Unit	A1-A3	C1	C2	C3	C4	D
<u>GWP-GHG[1]</u>	kg CO <sub>2</sub> eq.	4,15E+00	0,00E+00	3,99E-01	0,00E+00	6,39E-02	-4,10E-01
<i>Additional voluntary indicators e.g. the voluntary indicators from EN 15804 or the global indicators according to ISO 21930:2017</i>							

<sup>1</sup> This indicator accounts for all greenhouse gases except biogenic carbon dioxide uptake and emissions and biogenic carbon stored in the product. As such, the indicator is identical to GWP-total except that the CF for biogenic CO<sub>2</sub> is set to zero.

## Resource use indicators

Results per functional or declared unit							
Indicator	Unit	A1-A3	C1	C2	C3	C4	D
PERE	MJ	1,58E+02	0,00E+00	8,82E-02	-1,28E+02	1,35E-02	-4,17E-01
PERM	MJ	5,46E+01	0,00E+00	0,00E+00	-4,59E+01	0,00E+00	0,00E+00
PERT	MJ	2,12E+02	0,00E+00	8,82E-02	-1,73E+02	1,35E-02	-4,17E-01
PENRE	MJ	2,71E+02	0,00E+00	6,04E+00	-1,66E+02	1,69E+00	-5,25E+00
PENRM	MJ	1,70E+01	0,00E+00	0,00E+00	-1,36E+01	0,00E+00	0,00E+00
PENRT	MJ	2,88E+02	0,00E+00	6,04E+00	-1,80E+02	1,69E+00	-5,25E+00
SM	kg	3,94E+00	0,00E+00	0,00E+00	0,00E+00	0,00E+00	0,00E+00
RSF	MJ	0,00E+00	0,00E+00	0,00E+00	0,00E+00	0,00E+00	0,00E+00
NRSF	MJ	0,00E+00	0,00E+00	0,00E+00	0,00E+00	0,00E+00	0,00E+00
FW	m <sup>3</sup>	5,49E-02	0,00E+00	8,10E-04	0,00E+00	1,69E-03	-1,47E-02
Acronyms	PERE = Use of renewable primary energy excluding renewable primary energy resources used as raw materials; PERM = Use of renewable primary energy resources used as raw materials; PERT = Total use of renewable primary energy resources; PENRE = Use of non-renewable primary energy excluding non-renewable primary energy resources used as raw materials; PENRM = Use of non-renewable primary energy resources used as raw materials; PENRT = Total use of non-renewable primary energy re-sources; SM = Use of secondary material; RSF = Use of renewable secondary fuels; NRSF = Use of non-renewable secondary fuels; FW = Use of net fresh water						

The energy used as raw material is declared as an input to the module where it enters the product system, and as an output from the product system if it exits the product system as useful energy. Energy content that is wasted in a landfill remains as part of the indicator for energy used for raw materials. (as per Option C, Annex 3, PCR 2019:14 VERSION 1.3.4)

## Waste indicators

Results per functional or declared unit							
Indicator	Unit	A1-A3	C1	C2	C3	C4	D
Hazardous waste disposed	kg	5,06E-04	0,00E+00	3,62E-05	0,00E+00	8,43E-06	-1,91E-05
Non-hazardous waste disposed	kg	4,02E+00	0,00E+00	2,78E-01	0,00E+00	1,05E+01	-8,79E-02
Radioactive waste disposed	kg	1,58E-04	0,00E+00	1,85E-06	0,00E+00	2,35E-07	-8,76E-06

## Output flow indicators

Results per functional or declared unit							
Indicator	Unit	A1-A3	C1	C2	C3	C4	D
Components for re-use	kg	0,00E+00	0,00E+00	0,00E+00	0,00E+00	0,00E+00	0,00E+00
Material for recycling	kg	1,37E+00	0,00E+00	0,00E+00	0,00E+00	4,29E+01	0,00E+00
Materials for energy recovery	kg	0,00E+00	0,00E+00	0,00E+00	0,00E+00	0,00E+00	0,00E+00
Exported energy, electricity	MJ	0,00E+00	0,00E+00	0,00E+00	0,00E+00	0,00E+00	0,00E+00
Exported energy, thermal	MJ	0,00E+00	0,00E+00	0,00E+00	0,00E+00	0,00E+00	0,00E+00

## Additional environmental information

### Packaging Solutions

To enhance recyclability, Newfloor has adopted the use of cardboard caps and paper adhesive tape. This choice not only creates uniformity in materials but also simplifies the disposal process. The entire packaging can be classified under CER 150101 (paper and cardboard), facilitating more efficient recycling and disposal.

### Wooden Pallets

The company's wooden pallets are classified as CER 150103 (wooden packaging), ensuring that they are handled appropriately at the end of their life cycle.

### Raised Access Floor Panels

The disposal of raised access floor panels is more complex due to their composite nature. These panels are categorized as CER 170904 (mixed waste from construction and demolition). Newfloor provides clear guidance on managing this waste: it can be collected in designated containers on-site or stacked in specific areas for later removal by trained personnel, ensuring compliance with regulations at authorized disposal facilities.

### Storage Conditions

Proper storage is crucial for maintaining product quality. Materials should be kept in a dry, covered environment, and after installation, ambient conditions must be monitored. The temperature should be maintained between 10°C and 35°C, with relative humidity between 40% and 70%.

### Cleaning and Maintenance

Cleaning raised access floors requires attention to detail. A damp cloth with neutral detergents is recommended to avoid damage. Care should be taken to prevent standing water and excessive humidity, which can harm both the panels and the systems beneath them.

## Differences versus previous versions

- *This is the first emission*

## References

- Report LCA G30HA rev 2 M.A.P.P.In.G LCA, Quotasette srl
- ISO 14021:2016 Environmental labels and declarations — Self-declared environmental claims (Type II environmental labelling)
- General Program Instructions for the International EPD System, version 4.0, dated 2021-03-29, [www.environdec.com](http://www.environdec.com)
- PCR 2019:14: "construction products" version 1.3.4 del 2024-04-30.
- ISO 14063:2006, Environmental management -- Environmental communication -- Guidelines and examples
- ISO 14020:2000, Environmental labels and declarations – General principles
- ISO 14025:2006 Environmental labels and declarations - Type III environmental declarations - Principles and procedures, International Organization for Standardization, Geneva, Switzerland
- ISO 14040:2006 + Amd 1:2020, Environmental management – Life cycle assessment – Principles and framework
- ISO (2006c), ISO 14044: 2006 + Amd 1:2017 + Amd 2 2020, Environmental management – Life cycle assessment – Requirements and guidelines
- ILCD handbook, International Reference Life Data System, General guide for Life Cycle Assessment – Detailed guidance, JRC European Commission
- <https://sima-srl.it/servizi/recupero-dei-rifiuti/>
- [Rifiuti da Costruzione e Demolizione \(C&D\) - Agenzia Regionale per la Prevenzione e Protezione Ambientale del Veneto \(arpa.veneto.it\)](http://Rifiuti da Costruzione e Demolizione (C&D) - Agenzia Regionale per la Prevenzione e Protezione Ambientale del Veneto (arpa.veneto.it))
- ISPRA: Rapporto Rifiuti Speciali Edizione 2023 - <https://www.isprambiente.gov.it/it/pubblicazioni/rapporti/rapporto-rifiuti-speciali-edizione-2023>

